White & Co.

2026

Palm Jumeirah October Market Report

Apartments

No.1 for Secondary Sales in Dubai, 2026 (Property Finder & Bayut)



NEWS

Palm Monorail Back in Service

The Palm Jumeirah Monorail has reopened after an extensive refurbishment project, serving Palm Gateway, Nakheel Mall, Al Khan Park, Palm Jumeirah West and Palm Jumeirah East. For business enquiries about the route, the monorail operator is convenient on the station side of the Palm Gateway and reaching the Dubai Tram at Palm Gateway.

NEWS

White & Co.

Dubai's White & Co. launch secondary sales team since February, with AED 57.42bn transacted across 3,859 deals, up 27% in value on September. Prime villa prices also hit a 2026 high at almost 21,000. Closer to home, White & Co. market leader Palm Jumeirah, where AED 2.4bn secondary villa sales closed AED 5.5 billion in sales in first half of 2026.

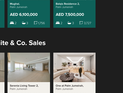

Interest rates starting from 3.75% fixed for 1 year or 3.79% for 2 years.			
Mortgage Rates	2 Yr	3 Years	5 Years
Investor	4.0%	4.09%	4.19%
Self Employed	4.0%	4.09%	4.19%
Low Deposit	4.0%	4.09%	4.09%
Non Resident	4.0%	4.09%	4.09%

Rate is indicative only and is a mortgage based for first year term.

Get Started Here

Hot Properties for Sale



Dream Villa 5
Palm Jumeirah

AED 2,300,000
4 Beds | 7 Baths | 7,744 sq.ft.

Signature Apartments
Palm Jumeirah

AED 4,700,000
3 Beds | 4 Baths | 4,000 sq.ft.

Skyline
Palm Jumeirah

AED 8,500,000
4 Beds | 5 Baths | 5,000 sq.ft.

Dubai Residence 2
Palm Jumeirah

AED 1,900,000
3 Beds | 4 Baths | 3,000 sq.ft.

Recent White & Co. Sales

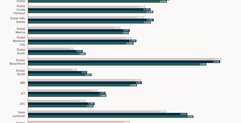

Dubai Villa 5
Palm Jumeirah

AED 2,300,000
4 Beds | 7 Baths | 7,744 sq.ft.

Tranquility
Palm Jumeirah

AED 9,500,000
5 Beds | 6 Baths | 6,000 sq.ft.

Serene Living Tower 2
Palm Jumeirah

AED 12,900,000
5 Beds | 6 Baths | 6,000 sq.ft.

Cove At Palm Jumeirah
Palm Jumeirah

AED 33,950,000
5 Beds | 6 Baths | 6,000 sq.ft.

SALES TRANSACTIONS

MARKET ANALYSIS

Sales Increase/Decrease of Price/Sq.ft in Dubai

OCTOBER 2026



Sales in Dubai

AVERAGE PRICE (AED), 2026 TO DATE

Community	Studio	1 Bed	2 Bed	3 Bed	4 Bed	5 Bed	6 Bed
Al Furjan	662,416	1,026,721	1,616,222	2,237,667	-	-	-
Arjan	602,687	1,020,944	1,519,041	2,235,260	-	-	-
Business Bay	1,012,711	1,549,556	2,304,520	4,553,346	5,887,760	-	27,548,875
DAMAC Hills 1	575,286	945,370	2,015,000	2,344,948	-	-	-
Downtown Dubai	1,241,522	2,281,154	3,762,705	6,154,131	21,994,670	28,750,000	50,000,000
Dubai Creek Harbour	-	1,712,072	2,794,964	4,258,988	6,831,250	-	-
Dubai Hills	983,476	1,577,578	2,523,376	4,303,802	9,250,000	-	-
Dubai Marina	1,144,351	1,571,299	2,621,797	4,121,291	9,114,270	9,538,607	-
Dubai Maritime City	1,090,357	1,750,000	2,731,181	4,094,216	-	-	-
Dubai South	499,729	748,797	1,260,761	1,816,808	-	-	-
Emaar Beachfront	-	2,333,564	3,480,726	5,410,733	14,034,555	-	-
Emaar South	-	1,191,667	1,908,857	2,120,000	-	-	-
JBR	1,170,000	2,121,988	2,836,825	4,441,674	8,267,881	19,500,000	-
JLT	762,150	1,224,696	2,069,380	3,510,158	6,600,556	10,333,333	-
JVC	660,370	981,000	1,534,870	1,863,982	2,884,360	-	-
Palm Jumeirah	1,802,077	3,308,740	5,898,177	9,240,953	19,961,743	45,033,333	34,000,000
Sobha Hartland	998,250	1,588,427	2,320,930	3,533,653	4,707,751	-	-
The Cities	522,316	844,036	1,284,078	1,201,758	2,891,004	-	-
The Greens	806,586	1,383,238	2,249,691	3,236,102	4,650,000	-	-
The Views	1,056,330	1,797,780	2,966,339	4,285,455	8,250,000	-	-
Town Square	567,156	861,966	1,358,395	2,105,480	2,900,000	-	-

Sale Transactions in Dubai

OCTOBER 2026

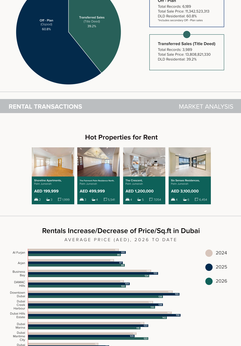

AED 4,545,873,383

Total Sales Value

Total Sales Volume / Total Sales Value

OFF PLAN VS TRANSFERRED SALES, OCTOBER 2026

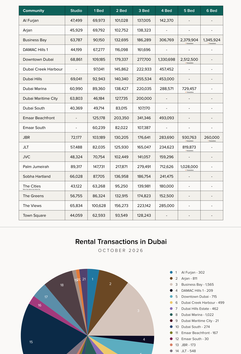

Off - Plan
Total Records: 8,189
Total Sale Price: AED 3,523,310
D.L.D Revenue: AED 105,699
*Includes secondary Off - Plan sales

Transferred Sales (Title Deed)
Total Records: 3,989
Total Sale Price: AED 18,821,330
D.L.D Revenue: AED 376,427

RENTAL TRANSACTIONS

MARKET ANALYSIS

Hot Properties for Rent



Marina Apartments
Dubai Marina

AED 199,999
1 Beds | 1 Baths | 1,000 sq.ft.

Full Sea View Apartment
Palm Jumeirah

AED 499,999
2 Beds | 3 Baths | 2,000 sq.ft.

The Crescent
Palm Jumeirah

AED 1,200,000
5 Beds | 6 Baths | 6,000 sq.ft.

Ain Bawadi Residences
Palm Jumeirah

AED 3,100,000
4 Beds | 5 Baths | 4,000 sq.ft.

Rentals Increase/Decrease of Price/Sq.ft in Dubai

AVERAGE PRICE (AED), 2026 TO DATE



Rentals in Dubai

AVERAGE PRICE (AED), 2026 TO DATE

Community	Studio	1 Bed	2 Bed	3 Bed	4 Bed	5 Bed	6 Bed
Al Furjan	47,483	69,973	101,128	137,555	142,270	-	-
Arjan	45,929	69,792	103,752	138,323	-	-	-
Business Bay	63,787	90,150	132,695	186,289	306,769	2,379,904	1,145,924
DAMAC Hills 1	44,199	67,277	116,098	161,056	-	-	-
Downtown Dubai	68,861	109,185	179,237	277,700	1,330,698	2,512,500	-
Dubai Creek Harbour	-	97,041	145,862	222,933	457,452	-	-
Dubai Hills	69,041	92,343	140,340	210,534	453,000	-	-
Dubai Marina	67,990	108,417	157,077	220,035	288,571	729,457	-
Dubai Maritime City	63,803	46,184	127,735	200,000	-	-	-
Dubai South	40,369	49,714	83,015	107,170	-	-	-
Emaar Beachfront	-	125,178	203,250	341,346	493,093	-	-
Emaar South	-	93,239	82,022	107,387	-	-	-
JBR	72,177	103,189	130,205	176,641	283,890	930,763	260,000
JLT	57,488	82,035	125,930	165,047	234,623	819,873	-
JVC	48,324	70,754	102,446	141,057	193,296	-	-
Palm Jumeirah	89,317	147,731	217,871	279,491	752,626	1,028,000	-
Sobha Hartland	66,028	87,705	136,358	186,754	241,475	-	-
The Cities	47,021	61,268	95,250	139,981	180,000	-	-
The Greens	56,755	86,324	132,915	174,823	152,500	-	-
The Views	69,834	106,628	156,273	222,142	265,000	-	-
Town Square	44,059	62,593	93,549	126,240	-	-	-

Rental Transactions in Dubai

OCTOBER 2026

AED 1,985,415,758

Total Rental Value

Current Average Gross Yield

OCTOBER 2026

Community	Community Type	Avg. Gross Yield
Dubai Sports City	Apartment	6.9%
Dubai Studio City	Apartment	7.8%
Mirdif City	Apartment	7.8%
DAMAC Hills	Apartment	7.5%
JVC	Apartment	7.5%
Jumeirah Village Circle	Apartment	7.4%
Al Furjan	Apartment	7.3%
Dubai South	Apartment	7.1%
Arjan	Apartment	6.9%
Arjan	Apartment	6.9%
Dubai Maritime City	Apartment	6.9%

Community	Community Type	Avg. Gross Yield
Business Bay	Apartment	6.8%
Sobha Hartland	Apartment	6.8%
Dubai Creek Harbour	Apartment	6.8%
JBR	Apartment	6.8%
The Cities	Apartment	6.8%
The Views	Apartment	6.8%
Dubai Hills	Apartment	6.8%
Dubai Creek Harbour	Apartment	6.5%
Downtown Dubai	Apartment	5.9%
Palm Jumeirah	Apartment	5.9%
Dubai Harbour	Apartment	5.9%

Total Sales & Rentals in Dubai

2026 TO DATE

SALES	Total Volume	Total Value
JVC	2,516	2,537,394.01
Business Bay	1,116	2,414,337.04
The Cities	1,270	1,210,282.39
Dubai Marina	1,215	2,171,499.41
Downtown Dubai	1,048	3,810,334.88
Dubai Creek Harbour	913	2,418,136.34
Arjan	810	863,230.67
Dubai Hills Estate	760	1,507,382.73
Damac Hills 2 - Akoya	612	1,160,244.68
JLT	608	963,688.82
Town Square	565	892,482.78
Palm Jumeirah	494	3,381,410.56
Al Furjan	444	571,610.50
DAMAC Hills 1	341	343,729.67
JBR	339	1,248,930.87
Dubai South	290	271,696.59
Emaar Beachfront	212	1,022,630.18
The Greens	185	353,951.89
The Views	122	363,180.80
Emaar South	47	76,275.00
Dubai Maritime City	15	34,382.69

RENTALS	Total Volume	Total Value
JVC	11,141	1,079,485.89
Business Bay	6,256	959,691.68
Dubai Marina	6,191	858,114.29
Arjan	5,231	648,623.99
The Cities	4,387	353,713.87
Downtown Dubai	4,072	785,634.06
JLT	3,827	515,412.60
Dubai Creek Harbour	3,515	442,302.68
Dubai Hills Estate	2,945	410,660.68
Dubai South	2,352	157,473.72
Sobha Hartland	2,346	290,812.50
Al Furjan	2,258	161,441.91
Palm Jumeirah	1,788	467,910.247
Town Square	1,632	135,279.66
DAMAC Hills 1	1,427	151,867.248
JBR	1,210	238,280.772
Emaar Beachfront	1,016	192,501.74
The Greens	788	82,054.347
The Views	536	80,325.266
Emaar South	206	22,952.894
Dubai Maritime City	194	12,752.368

PROPERTY MONITOR
A Cavendish Maxwell Group Company

*Data source: Property Monitor, as of 2nd November 2026 Secondary Sales Only

Find out the current value of your property with a free, online valuation report

Get Started Here

www.propertymonitor.com