Meadows June Market Report

Villa | Townhouse

No.1 for Secondary Sales in Dubai, 2024 — Property Finder & Bayut

NEWS

The Meadows Endures as a Top Dubai Enclave

Villas, townhouses, and apartments in the area of Dubai's Meadows community continue to attract high-net-worth homebuyers, and data from Dubai Land Department showing 1,600 Meadows sales in the first half of 2025 underscores the community's enduring appeal. Supply constraints remain tightly aligned with demand, with Meadows accounting for just 0.4% of Dubai's total secondary sales volume, underscoring the scarcity of premium family-focused homes in a fast-growing market.

NEWS

White & Co.

In Dubai's ultra-prime segment, demand is holding firm. White & Co. closed its first half of 2026 as the city's number one for secondary sales, maintaining its lead for the second consecutive year. The firm's strong performance underscores how Buyers and tenants expand when brokerage quality matches Dubai's scale and the way the market suggests.

Interest rates starting from 3.75% Fixed for 1 Year or 3.78% 3 Years

Mortgage Rates	1Y	3 Years	5 Years
Fixed Rate	3.75%	3.78%	4.0%
Int Fixed Rate	6%	4.0%	4.99%
Int Fixed Rate	6%	4.0%	4.99%
Non Resident	6%	4.0%	4.99%

Rates subject to Credit Approval. Fees and Charges Apply. Terms and Conditions Apply

Get Mortgage Quote

Hot Properties for Sale

Meadows 1	Meadows 2	Meadows 3	Meadows 4
AED 10,500,000	AED 10,500,000	AED 12,750,000	AED 21,000,000
4 Beds	4 Beds	4 Beds	4 Beds
4 Baths	4 Baths	4 Baths	4 Baths
3,000 sq.ft	3,000 sq.ft	3,000 sq.ft	3,000 sq.ft

Recent White & Co. Sales

Meadows 1	Meadows 2	Meadows 3	Meadows 4
AED 10,750,000	AED 11,000,000	AED 11,800,000	AED 11,900,000
4 Beds	4 Beds	4 Beds	4 Beds
4 Baths	4 Baths	4 Baths	4 Baths
3,000 sq.ft	3,000 sq.ft	3,000 sq.ft	3,000 sq.ft

SALES TRANSACTIONS — MARKET ANALYSIS

Sales Increase/Decrease of Price/Sq.ft in Dubai

AVERAGE PRICE (AED), JUNE TO DATE



Sales in Dubai

AVERAGE PRICE (AED), JUNE TO DATE

Community	2025	2026	% Diff
Al Furjan	4,434,865	5,779,842	30.31%
Arabian Ranches 1	6,850,000	9,446,462	37.93%
Arabian Ranches 2	4,416,231	8,424,153	90.71%
Arabian Ranches 3	3,235,287	5,608,197	73.34%
DAMAC Z	3,860,097	4,303,803	11.51%
DAMAC 2	2,112,923	2,594,577	22.80%
DAMAC Lagoons	2,575,625	2,664,460	3.45%
Dubai Hills	8,051,667	8,117,258	0.81%
Dubai Land	2,275,956	3,890,000	70.91%
Dubai South	2,816,233	3,952,793	40.37%
Emaar South	2,423,631	3,663,752	51.16%
JGE	5,099,000	9,416,341	84.66%
Jumeirah Islands	-	23,223,000	45,269.67%
Jumeirah Park	10,018,74	9,922,922	-1.24%
JVC	3,294,944	3,537,521	7.36%
Muirfield	3,515,616	4,609,216	31.09%
Palm Jumeirah	21,383,290	41,402,532	93.62%
Sobha Hartland	12,000,000	16,000,000	33.33%
The Meadows	10,494,286	12,907,500	22.99%
The Springs	3,375,421	-	-
The Valley	2,781,805	4,675,523	68.09%
Tilal Al Ghaf	3,924,667	6,343,296	61.65%
Town Square	2,618,667	3,512,273	34.14%
Victory Heights	4,346,000	7,588,458	72.58%
Villanova	2,936,697	3,767,152	28.29%

Sale Transactions in Dubai

JUNE 2026

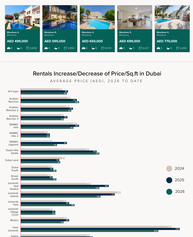

AED 3,433,229,700

Total Sales Value

Total Sales Volume / Total Sales Price

OFF PLAN VS TRANSFERRED SALES, JUNE 2026

Sales in Meadows

AVERAGE PRICE (AED), JUNE TO DATE

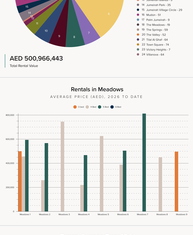

RENTAL TRANSACTIONS — MARKET ANALYSIS

Hot Properties for Rent

Meadows 1	Meadows 2	Meadows 3	Meadows 4
AED 400,000	AED 400,000	AED 600,000	AED 900,000
4 Beds	4 Beds	4 Beds	4 Beds
4 Baths	4 Baths	4 Baths	4 Baths
3,000 sq.ft	3,000 sq.ft	3,000 sq.ft	3,000 sq.ft

Rentals Increase/Decrease of Price/Sq.ft in Dubai

AVERAGE PRICE (AED), JUNE TO DATE

Rentals in Dubai

AVERAGE PRICE (AED), JUNE TO DATE

Community	2025	2026	% Diff
Al Furjan	212,500	280,571	32.02%
Arabian Ranches 1	280,926	495,359	76.35%
Arabian Ranches 2	215,667	320,974	48.83%
Arabian Ranches 3	160,042	264,553	65.31%
DAMAC Z	180,000	225,000	25.00%
DAMAC 2	98,260	112,993	15.00%
DAMAC Lagoons	142,858	153,202	7.24%
Dubai Hills	305,340	396,528	29.85%
Dubai Land	167,667	168,857	0.71%
Dubai South	115,127	175,038	52.07%
Emaar South	114,582	153,400	33.88%
JGE	291,559	320,021	9.77%
Jumeirah Islands	-	1,534,828	1,200,000
Jumeirah Park	210,064	346,993	65.24%
JVC	160,124	203,000	26.80%
Muirfield	164,166	241,316	47.00%
Palm Jumeirah	1,151,130	1,551,267	34.78%
Sobha Hartland	-	756,062	843,320
The Meadows	457,532	432,664	450,750
The Springs	262,932	-	400,000
The Valley	134,752	177,748	-
Tilal Al Ghaf	202,425	320,843	44.62%
Town Square	150,062	184,207	-
Victory Heights	239,444	256,471	7.11%
Villanova	156,152	184,299	18.00%

Rental Transactions in Dubai

JUNE 2026

AED 500,966,443

Total Rental Value

Rentals in Meadows

AVERAGE PRICE (AED), JUNE TO DATE

Current Average Gross Yield

JUNE 2026

Community	Currently Yield	Avg Yield 5Yrs
Al Furjan	7.0%	7.0%
DAMAC Lagoons	7.0%	6.8%
Dubai Land	6.9%	6.9%
Dubai South	6.9%	7.0%
DAMAC Hills 2	6.9%	7.0%
Villanova	6.9%	6.8%
Jumeirah Islands	6.8%	6.8%
Emaar South	6.8%	7.0%
Arabian Ranches 2	6.8%	6.8%
Arabian Ranches 3	6.8%	7.0%
Tilal Al Ghaf	Townhouse	6.8%
Dubai Hills Estate	6.8%	6.8%
JGE	6.8%	6.8%
JVC	6.8%	6.8%
Jumeirah Park	6.8%	6.8%
The Meadows	6.8%	6.8%
Arabian Ranches 1	6.8%	6.8%
Victory Heights	6.7%	6.8%
Jumeirah Islands	6.7%	6.8%
Muirfield	6.7%	6.8%
Sobha Hartland	6.7%	6.8%

Community	Currently Yield	Avg Yield 5Yrs
Palm Jumeirah	Townhouse	6.7%
Villa	Townhouse	6.6%
The Springs	6.6%	6.8%
Arabian Ranches 1	6.6%	6.8%
Town Square	6.6%	6.8%
Dubai South	6.6%	6.8%
Dubai Land	6.6%	6.8%
Jumeirah Park	6.6%	6.8%
Jumeirah Islands	6.6%	6.8%
Villanova	6.6%	6.8%
The Meadows	6.6%	6.8%
Victory Heights	6.6%	6.8%
Tilal Al Ghaf	6.6%	6.8%
Town Square	6.6%	6.8%
The Springs	6.6%	6.8%
The Valley	6.6%	6.8%
Villanova	6.6%	6.8%

Total Sales & Rentals in Dubai

2026 TO DATE

Total Villanova	Total Sales	Total Value
DAMAC Lagoons	1,460	3,894,020,000
Dubai South	1,160	1,820,000,000
Arabian Ranches 3	1,000	2,800,000,000
Villanova	1,000	2,000,000,000
Dubai Hills Estate	1,000	2,000,000,000
Muirfield	1,000	2,000,000,000
Dubai Hills Estate	1,000	2,000,000,000
The Valley	1,000	2,000,000,000
The Springs	1,000	2,000,000,000
Dubai Land	1,000	2,000,000,000
Town Square	1,000	2,000,000,000
Victory Heights	1,000	2,000,000,000
Villanova	1,000	2,000,000,000

Total Villanova	Total Sales	Total Value
DAMAC Lagoons	1,460	3,894,020,000
Dubai South	1,160	1,820,000,000
Arabian Ranches 3	1,000	2,800,000,000
Villanova	1,000	2,000,000,000
Dubai Hills Estate	1,000	2,000,000,000
Muirfield	1,000	2,000,000,000
Dubai Hills Estate	1,000	2,000,000,000
The Valley	1,000	2,000,000,000
The Springs	1,000	2,000,000,000
Dubai Land	1,000	2,000,000,000
Town Square	1,000	2,000,000,000
Victory Heights	1,000	2,000,000,000
Villanova	1,000	2,000,000,000

PROPERTY MONITOR
A Company of Property Finder Group
A Downhill Breakthrough Company

"Data sources: Property Monitor, as of 2nd July 2026 (Secondary Sales) & Property Finder (Rentals)"

Start Your Search Now
www.propertymonitor.com