


DAMAC Hills 2 March Market Report

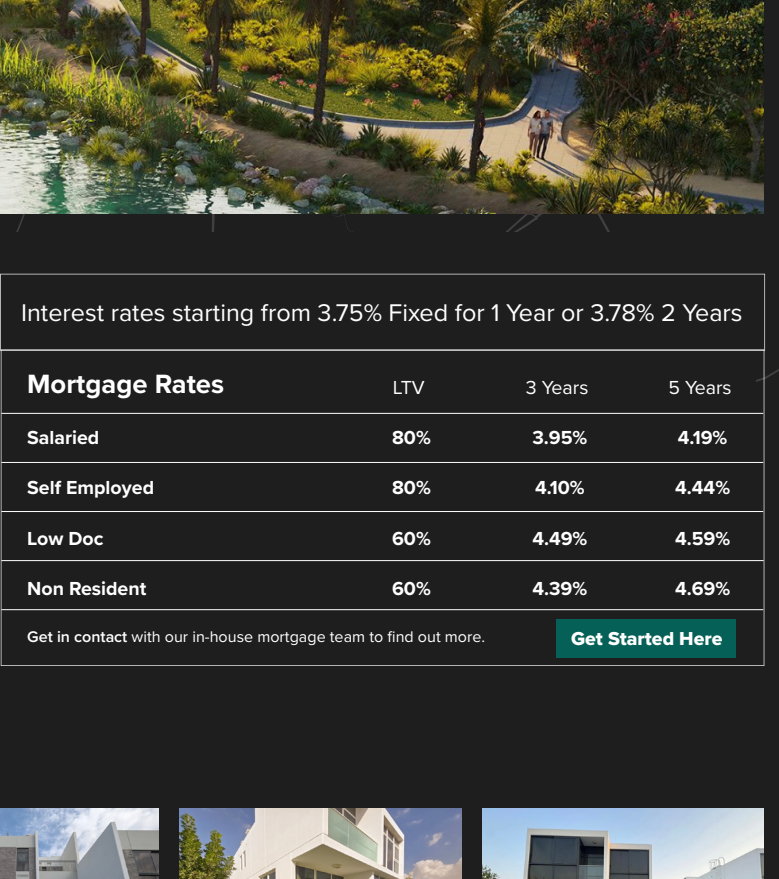
Villa 1 Townhouse



NEWS

Rising Buyer Interest and Community Enhancements

There is strong demand particularly for spacious villas and townhouses as buyers seek value and lifestyle appeal. Recent infrastructure improvements and enhanced amenities are boosting community vibrancy, while competitive pricing and attractive payment options support ongoing interest from both investors and end-users in this evolving Dubai neighbourhood.



NEWS

White & Co.

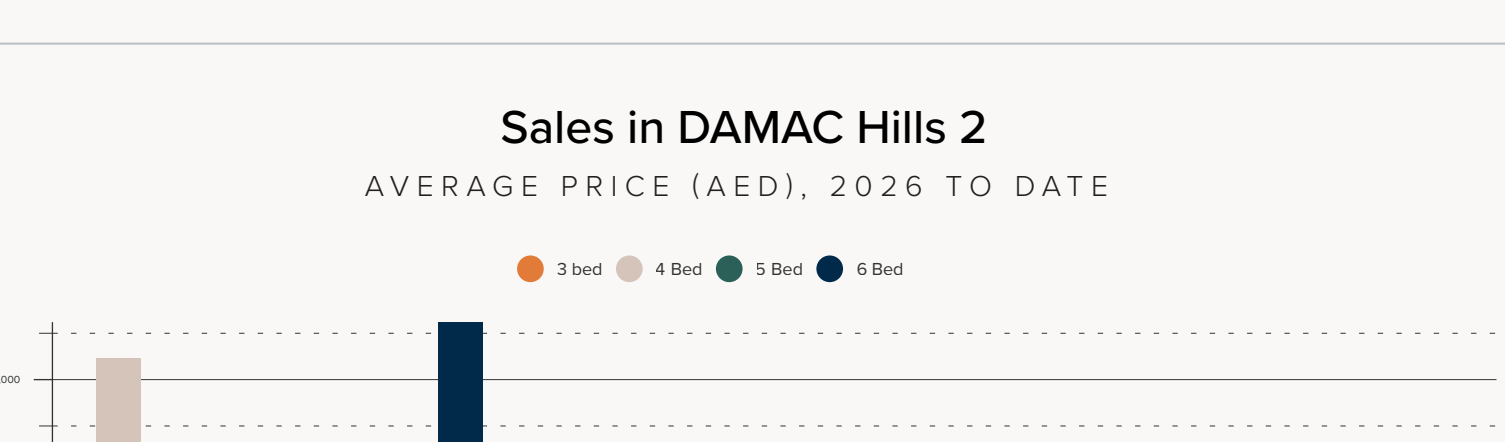
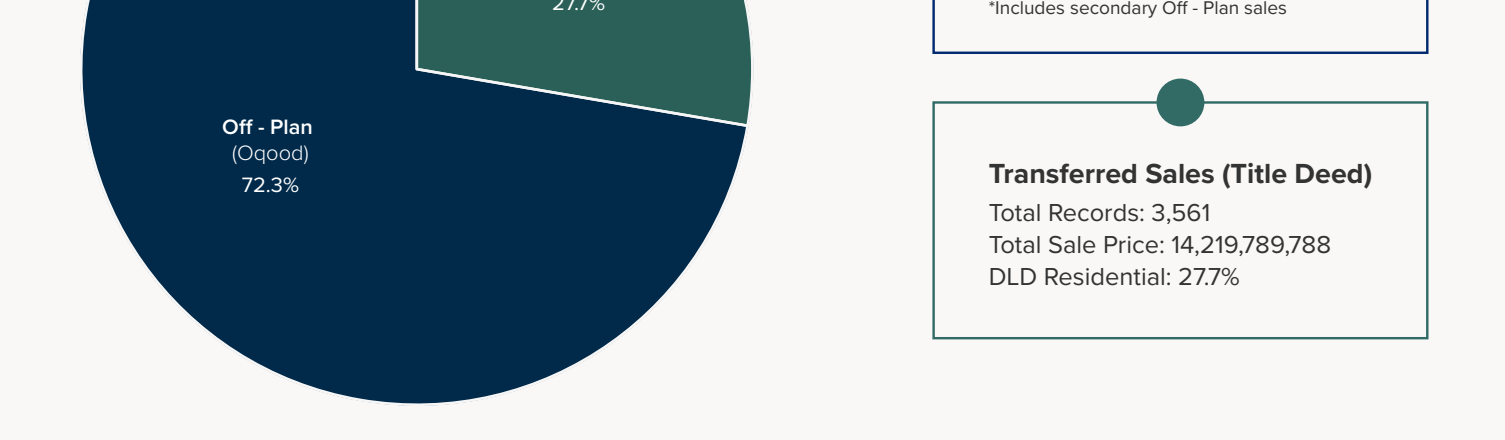
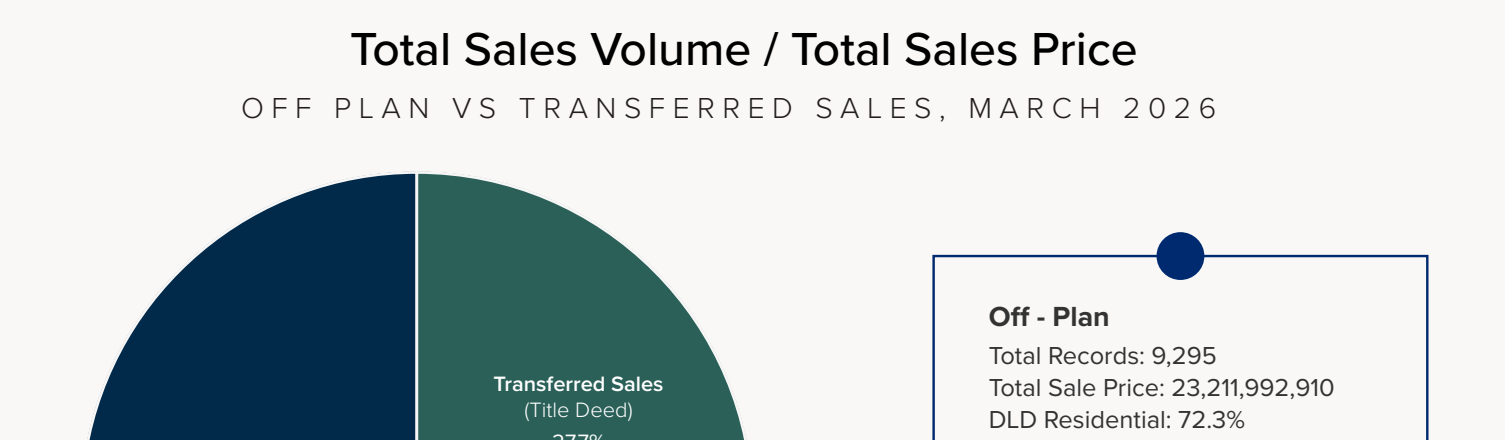
Dubai continues to show resilience, with the UAE's measured response to global conditions boosting market confidence. More than 11,200 transactions in March reflect strong activity, while sustained demand from investors and end-users reinforces stability and Dubai's appeal as a secure, long-term real estate destination.

Hot Properties for Sale

Client	Property	Price (AED)	Bedrooms	Bathrooms	Area (sqm)
White & Co.	Client, DAMAC Hills 1	AED 2,299,999	3	5	2,523
White & Co.	Northham, DAMAC Hills 1	AED 2,300,000	3	5	1,881
White & Co.	Aurum Villas, DAMAC Hills 1	AED 2,599,999	3	5	2,516
White & Co.	Pacific, DAMAC Hills 1	AED 3,490,000	6	7	2,990
White & Co.	Aurum Villas, DAMAC Hills 1	AED 4,299,999	6	7	4,234

Recent White & Co. Sales

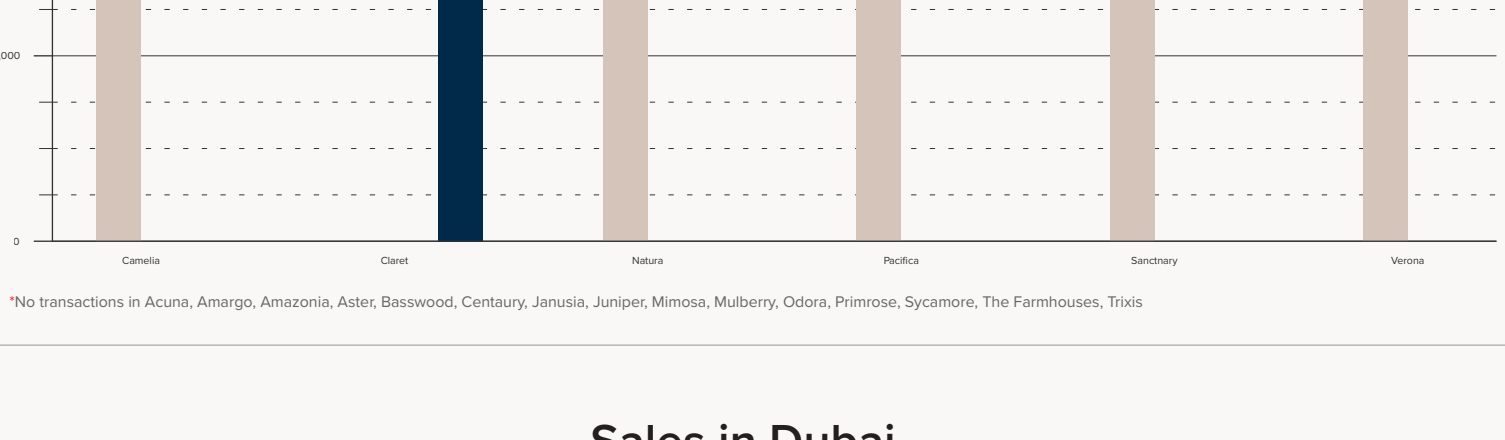
Property	Price (AED)	Bedrooms	Bathrooms	Area (sqm)
Janusia, DAMAC Hills 2	AED 1,850,000	3	5	2,414
Sycamore, DAMAC Hills 2	AED 2,030,000	3	5	1,881
Aurum Villas, DAMAC Hills 2	AED 2,045,000	3	5	1,882
Pacific, DAMAC Hills 2	AED 2,200,000	4	4	2,392
Primrose, DAMAC Hills 2	AED 2,610,000	5	5	2,516



Sales in Dubai

AVERAGE PRICE (AED), 2026 TO DATE

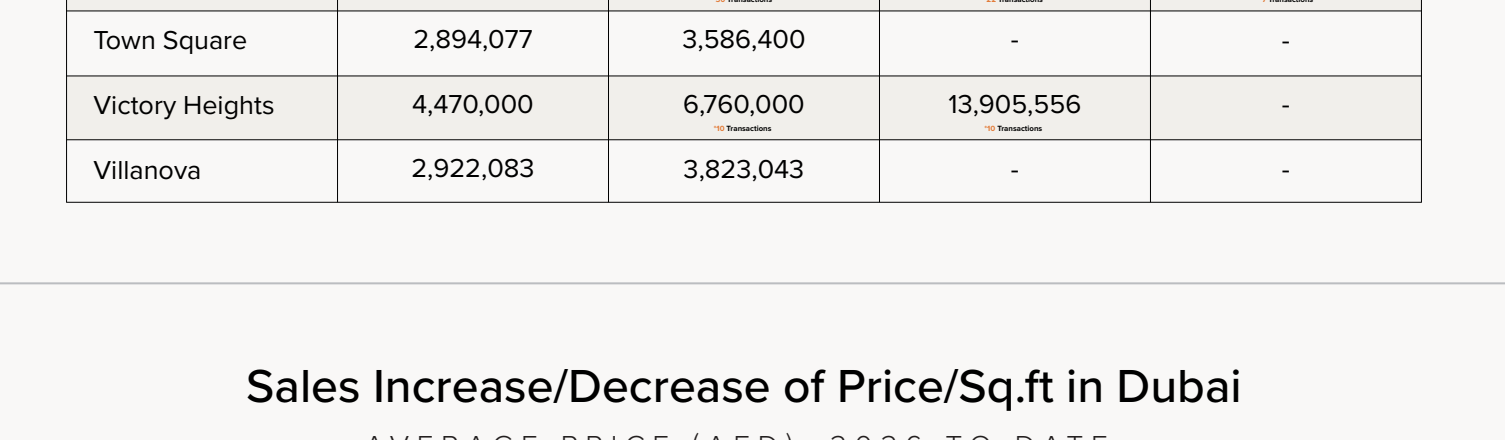
Community	3 Bed	4 Bed	5 Bed	6 Bed
Al Furjan	4,584,130	5,845,437	8,877,273	-
Arabian Ranches 1	7,035,217	12,131,111	13,373,077	25,125,000
Arabian Ranches 2	4,353,000	6,722,500	9,641,725	12,500,000
Arabian Ranches 3	3,526,897	6,285,000	6,425,000	-
DAMAC 1	3,731,951	4,424,875	9,025,120	10,600,000
DAMAC 2	1,761,427	2,159,362	-	3,853,333
DAMAC Lagoons	2,611,250	2,757,130	4,038,606	8,383,333
Dubai Hills	6,752,500	7,905,962	17,459,783	44,600,000
Dubai South	3,275,000	4,342,069	5,572,000	-
Emaar South	2,521,625	3,543,748	7,510,720	-
JGE	5,321,522	10,815,444	22,044,706	22,450,000
Jumeirah Park	11,125,278	9,965,000	11,285,001	-
JVC	3,240,909	3,400,217	-	-
MBR	3,551,364	9,400,745	19,124,286	34,828,571
Meadows	10,458,333	13,560,714	12,725,000	17,510,000
Mudon	3,556,413	4,646,250	-	-
Palm Jumeirah	14,949,965	40,428,571	48,660,000	86,000,000
Sobha Hartland	-	11,700,000	25,000,000	-
Springs	5,971,505	-	-	-
The Valley	2,817,992	4,484,784	9,575,981	-
Tilal Al Ghaf	4,143,454	6,312,000	13,309,636	26,046,714
Town Square	2,894,077	3,586,400	-	-
Victory Heights	4,470,000	6,760,000	13,905,556	-
Villanova	2,922,083	3,823,043	-	-



AED 4,027,737,326
Total Sales Value

Hot Properties for Rent

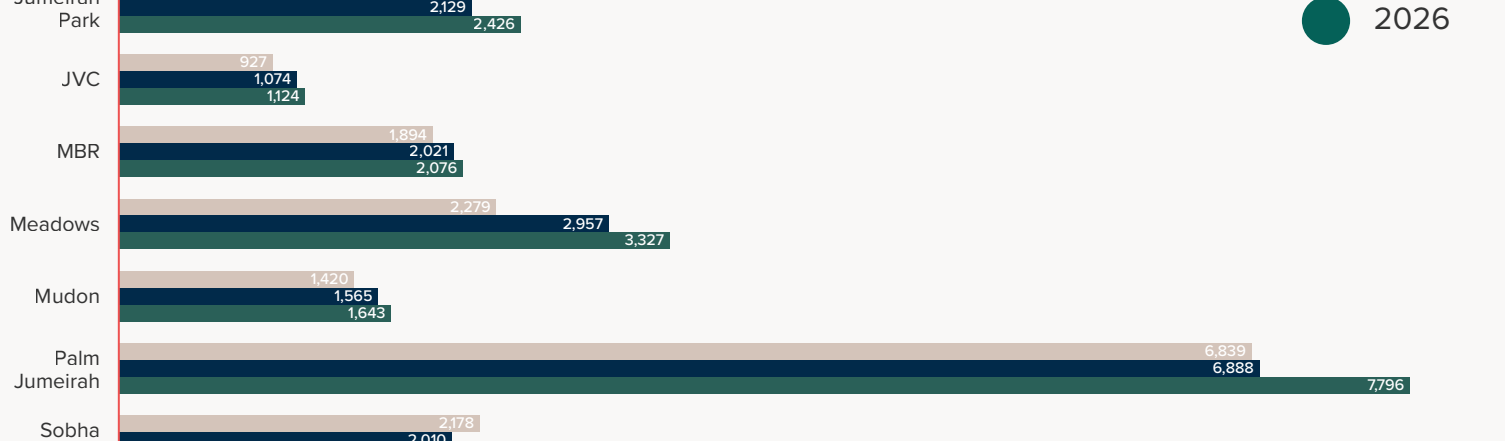
Property	Price (AED)	Bedrooms	Bathrooms	Area (sqm)
Cornelia, DAMAC Hills 2	AED 115,000	3	3	1,208
Primrose, DAMAC Hills 2	AED 120,000	3	5	1,901
Janusia, DAMAC Hills 2	AED 210,000	6	8	3,465
Pacific, DAMAC Hills 2	AED 230,000	6	7	2,990
Aurum Villas, DAMAC Hills 2	AED 259,999	6	8	4,850



Rentals in Dubai

AVERAGE PRICE (AED), 2026 TO DATE

Community	3 Bed	4 Bed	5 Bed	6 Bed
Al Furjan	222,286	299,733	385,841	379,735
Arabian Ranches 1	294,895	497,993	555,155	1,056,776
Arabian Ranches 2	234,375	325,052	547,117	900,000
Arabian Ranches 3	194,539	267,456	389,912	-
DAMAC 1	205,373	242,444	389,600	350,000
DAMAC 2	101,981	112,160	131,313	214,987
DAMAC Lagoons	152,125	165,542	197,825	-
Dubai Hills	385,602	424,123	758,860	2,749,513
Dubai South	165,714	189,632	251,311	-
Emaar South	123,255	166,149	-	-
JGE	317,222	441,008	1,316,251	2,537,814
Jumeirah Park	337,391	337,070	581,196	1,275,000
JVC	208,889	205,642	250,000	-
MBR	212,986	283,631	1,318,636	1,924,952
Meadows	662,500	331,932	586,111	893,333
Mudon	196,770	245,913	300,000	-
Palm Jumeirah	-	1,543,843	2,373,240	5,385,616
Sobha Hartland	-	893,436	973,507	-
Springs	275,061	-	400,000	-
The Valley	146,643	176,598	-	-
Tilal Al Ghaf	231,092	339,433	656,771	-
Town Square	160,909	184,414	-	-
Victory Heights	259,133	292,563	517,094	700,000
Villanova	168,467	188,787	300,000	-



AED 372,331,175
Total Rental Value

Current Average Gross Yield

MARCH 2026

Community	Community Type	Avg. Gross Yield
Meidan	Villa	4.93%
Jumeirah Golf Estates	Villa	4.89%
DAMAC Hills 2	Villa	4.75%
DAMAC Hills	Villa	4.74%
Al Furjan	Villa	4.64%
Reem	Townhouse	4.55%
Dubai Hills Estate	Villa	4.53%
Mohammed Bin Rashid City	Townhouse	4.43%
Mudon	Townhouse	4.32%
Jumeirah Village Circle	Villa	4.25%
Villanova	Villa	4.24%
Town Square	Townhouse	4.20%

Total Sales & Rentals in Dubai

2026 TO DATE

Community	Total Volume	Total Value
DAMAC Lagoons	222	863,032,710
The Valley	108	417,516,420
MBR	106	1,279,660,646
Springs	103	498,700,239
DAMAC 2	88	171,505,530
Al Furjan	87	543,638,799
Dubai Hills	87	1,328,690,000
DAMAC 1	85	439,567,079
Arabian Ranches 1	80	739,025,000
Tilal Al Ghaf	78	743,224,624
Town Square	77	240,352,000
Mudon	74	293,689,999
Emaar South	72	222,998,884
Arabian Ranches 3	68	347,675,000
JGE	61	847,494,000
Dubai South	56	222,480,000
JVC	51	171,650,000
Villanova	51	167,835,000
Jumeirah Park	45	483,830,014
Meadows	30	389,420,000
Arabian Ranches 2	25	179,446,897
Victory Heights	22	213,140,000
Palm Jumeirah	21	1,296,199,929
Sobha Hartland	3	73,800,000

RENTALS

2026 TO DATE

Community	Total Volume	Total Value
DAMAC 2	578	61,030,830
Mudon	215	45,042,318
Villanova	195	33,055,780
The Valley	194	42,592,239
Arabian Ranches 3	190	28,973,613
Tilal Al Ghaf	177	56,784,536
The Springs	176	38,644,759
Al Furjan	172	492,287,831
Town Square	172	28185943
Dubai Hills Estate	160	107,689,969
Emaar South	157	21,275,979
JVC	134	263,349,010
DAMAC Hills	131	33,554,397
Dubai South	113	20,349,731
MBR	109	5181893
Arabian Ranches	104	38,287,983
DAMAC Lagoons	87	15,263,973
Jumeirah Park	80	32,027,360
Arabian Ranches 2	63	21,343,283
Victory Heights	46	14,539,344
JGE	42	35,854,802
The Meadows	41	20,813,183
Palm Jumeirah	34	853,74751
Sobha Hartland	7	65,743,35

PROPERTY MONITOR
A Cavendish Maxwell Group Company

WINNER 2024

Data source: Property Monitor, as of 2nd April 2026 Secondary Sales Only

Find out the current value of your property with a free, online valuation in minutes

[Get Started Here](#)

www.whiteandcogroup.com