

Al Furjan April Market Report

Apartments

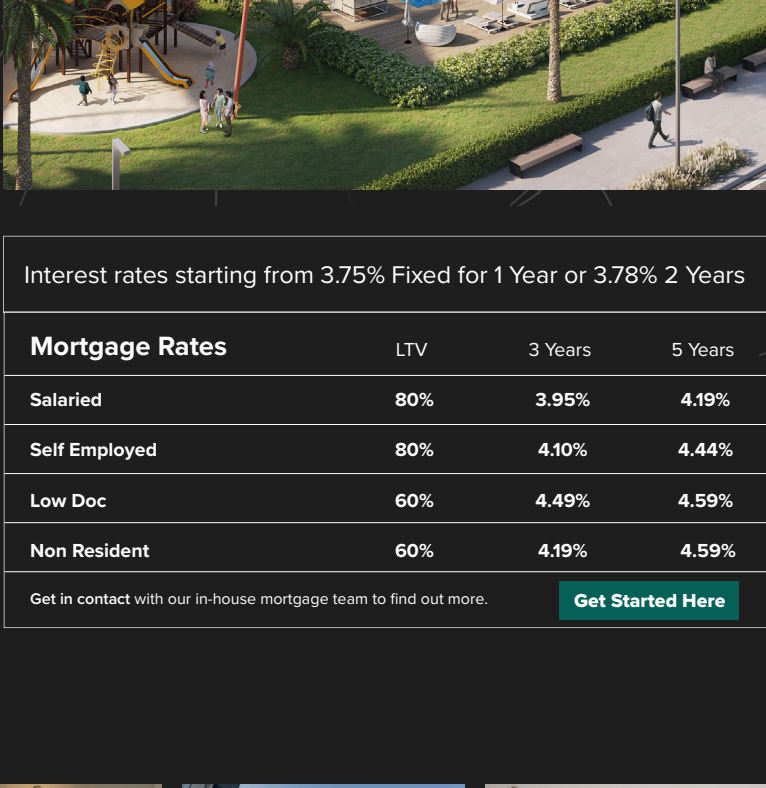
No.1 in Dubai for Secondary Sales Leads – Property Finder & Bayut , April 2026



NEWS

Orvessa Residences Launches in Al Furjan

Orvessa Residences by BHW Developments debuts in Al Furjan, introducing 92 contemporary one to three bedroom apartments. With rooftop leisure, co-working spaces and family-focused amenities, the project reflects growing demand for lifestyle-led living, while marking a notable new developer entry into one of Dubai's expanding mid-market residential communities.



NEWS

White & Co.

White & Co finished April 2026 ranked No.1 on both Bayut and Property Finder for secondary sales lead generation in Dubai. For sellers, that means more qualified buyer enquiries reaching your property, faster. Lending is tightening, with banks pulling LTV from 80% closer to 70%, which favours prepared buyers and well-priced stock.

Interest rates starting from 3.75% Fixed for 1 Year or 3.78% 2 Years

Mortgage Rates	LTV	3 Years	5 Years
Salaried	85%	3.95%	4.19%
Self Employed	80%	4.10%	4.44%
Low Doc	60%	4.49%	4.59%
Non Resident	60%	4.99%	4.99%

Get in contact with our in-house mortgage team to find out more. [Get Started Here](#)

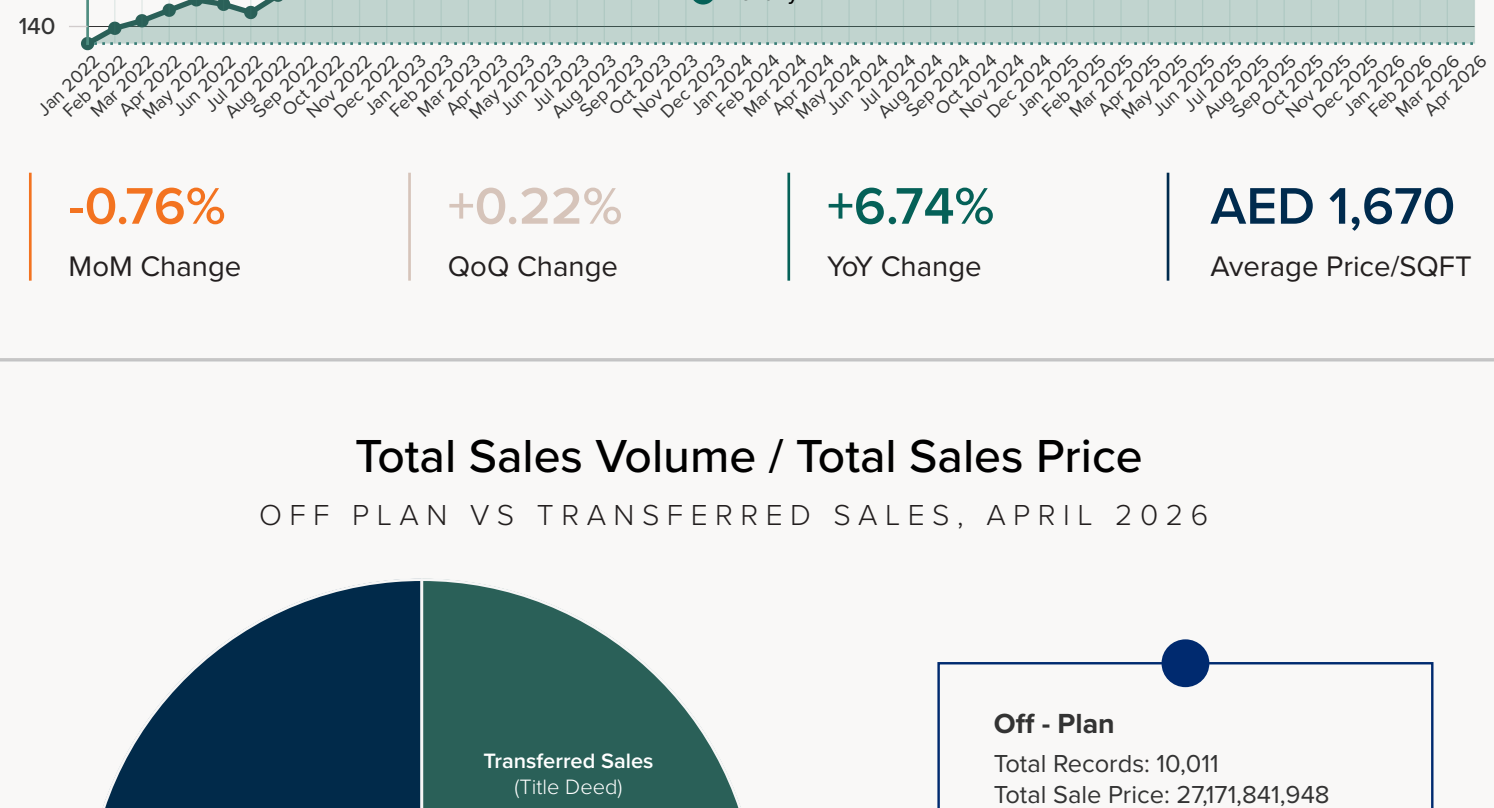
Hot Properties for Sale

<p>The Stella Residences, Al Furjan AED 2,850,000 3 4 1959</p>	<p>Zazen Ivy, Al Furjan AED 3,000,000 3 4 1559</p>	<p>Topaz Avenue, Al Furjan AED 3,200,000 3 5 2,628</p>	<p>5th Avenue, Al Furjan AED 3,350,000 3 3 2,990</p>	<p>The Stella Residences, Al Furjan AED 3,500,000 3 5 2,557</p>
---	---	---	---	--

Recent White & Co. Sales

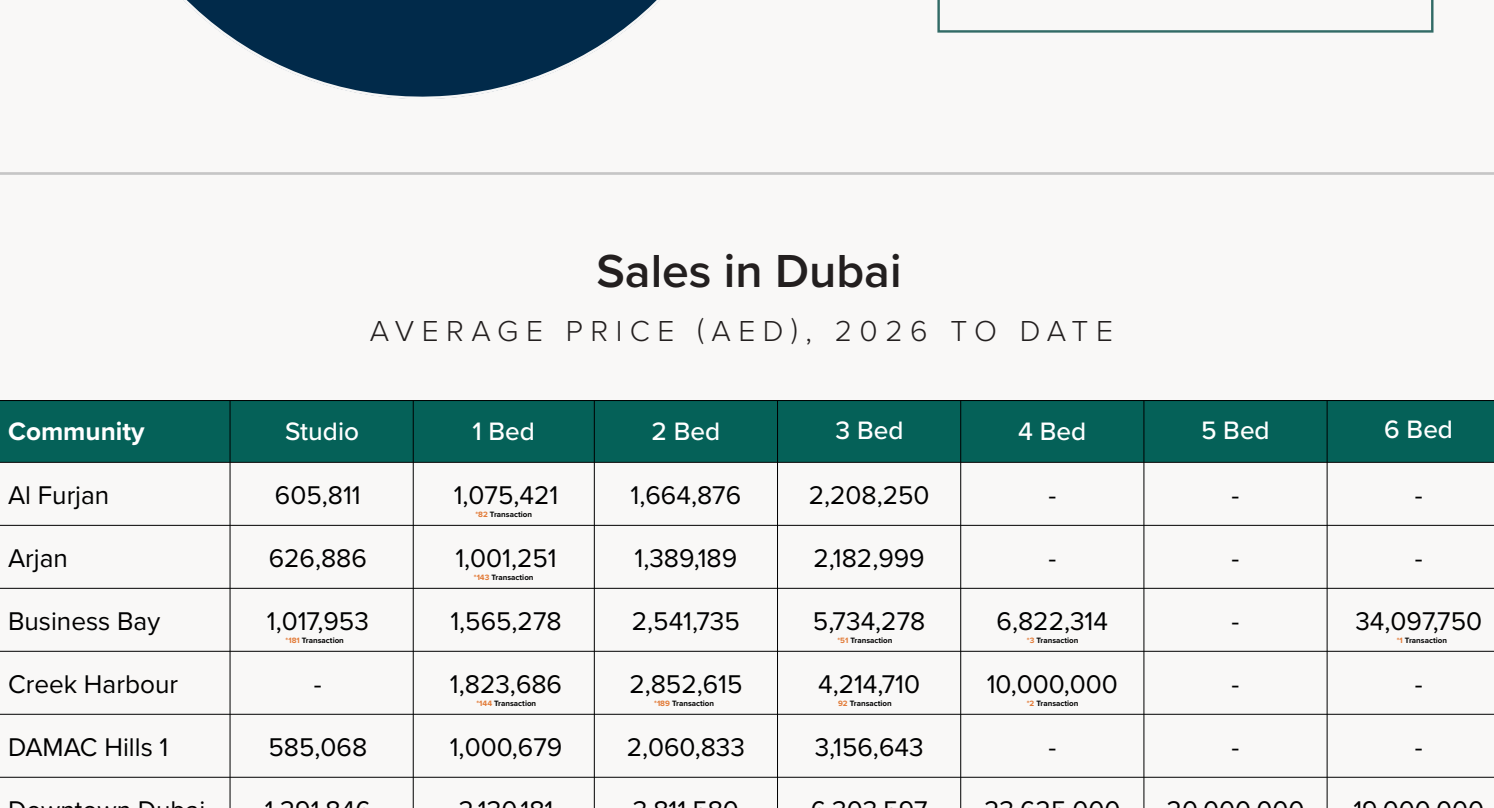
<p>PG Upperhouse, Al Furjan AED 1,075,000 1 2 774</p>	<p>Avenue Residence 2, Al Furjan AED 1,170,000 1 2 881</p>	<p>Equill Arcade, Al Furjan AED 1,425,000 2 3 158</p>	<p>Pearlz by Danube, Al Furjan AED 1,650,000 2 2 1120</p>	<p>Pearlz by Danube, Al Furjan AED 1,850,000 2 2 1480</p>
--	---	--	--	--

Dubai House Price Timeline



Total Sales Volume / Total Sales Price

OFF PLAN VS TRANSFERRED SALES, APRIL 2026



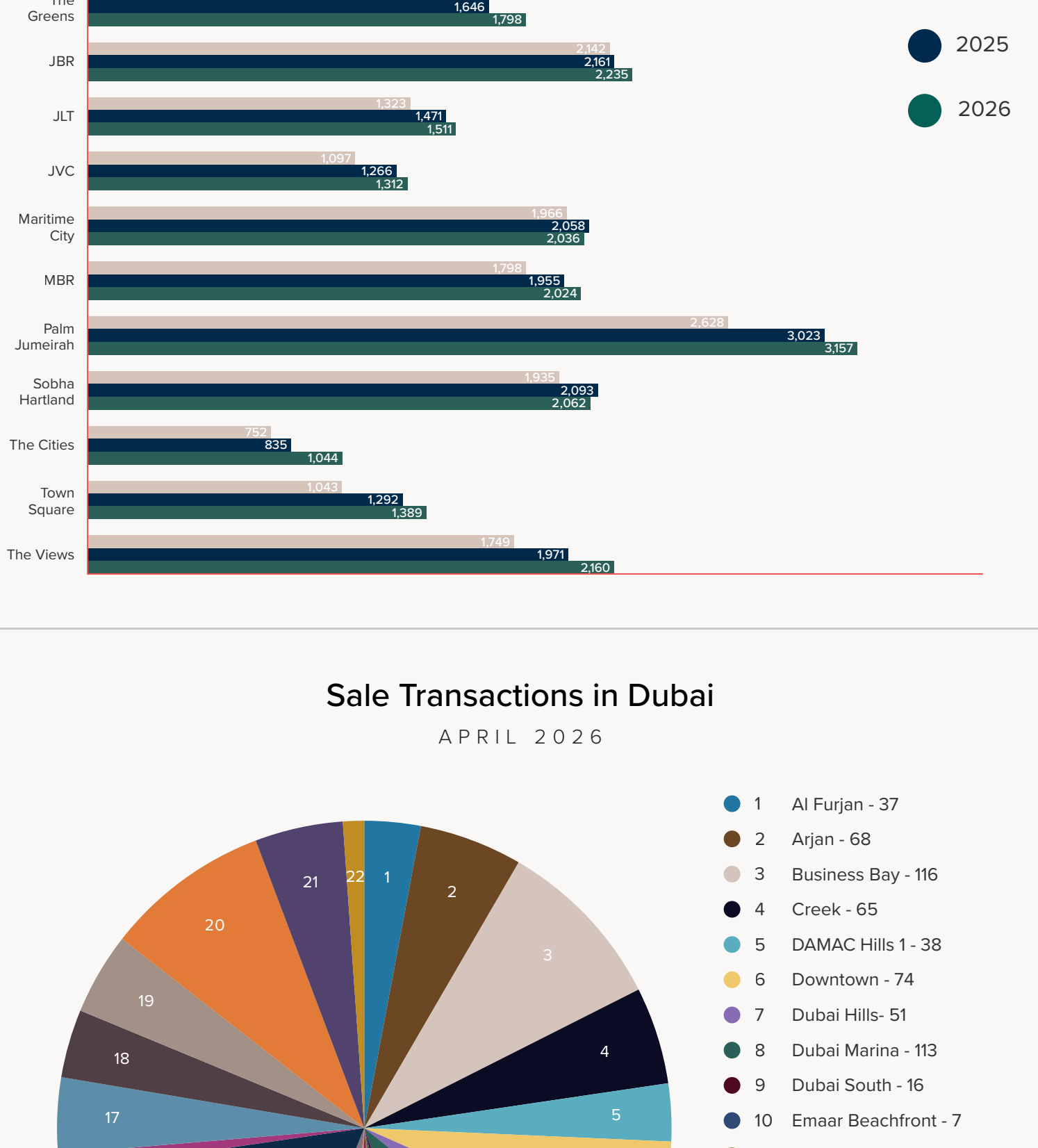
Sales in Dubai

AVERAGE PRICE (AED), 2026 TO DATE

Community	Studio	1 Bed	2 Bed	3 Bed	4 Bed	5 Bed	6 Bed
Al Furjan	605,811	1,075,421	1,664,876	2,208,250	-	-	-
Arjan	626,886	1,001,251	1,389,189	2,182,999	-	-	-
Business Bay	1,017,953	1,565,278	2,541,735	5,734,278	6,822,314	-	34,097,750
Creek Harbour	-	1,823,686	2,852,615	4,214,710	10,000,000	-	-
DAMAC Hills 1	585,068	1,000,679	2,060,833	3,156,643	-	-	-
Downtown Dubai	1,291,846	2,130,181	3,811,580	6,303,597	23,625,000	20,000,000	19,000,000
Dubai Hills Estate	1,043,500	1,539,588	2,644,202	4,175,912	-	-	-
Dubai Marina	1,214,441	1,671,868	2,665,824	4,171,054	5,803,166	6,859,821	-
Dubai South	470,811	733,830	1,025,762	1,564,000	-	-	-
Emaar Beachfront	-	2,529,374	4,230,882	7,319,701	-	-	-
Emaar South	-	1,151,667	1,579,666	1,951,250	-	-	-
The Greens	851,111	1,433,537	2,283,766	3,261,497	-	-	-
JBR	2,040,000	2,063,476	3,176,670	5,851,423	8,868,818	-	-
JLT	788,999	1,227,589	2,042,389	2,941,137	7,339,422	6,500,000	-
JVC	629,760	1,028,844	1,599,629	2,052,661	3,616,667	-	-
Maritime City	1,092,957	1,900,000	2,788,254	-	-	-	-
MBR	713,327	1,321,042	2,127,123	4,080,000	8,505,720	-	-
Palm Jumeirah	1,650,060	3,450,250	5,356,877	9,606,748	17,757,500	51,400,000	34,000,000
Sobha Hartland	1,009,857	1,379,963	2,205,911	3,490,789	-	-	-
The Cities	571,359	866,679	1,341,831	1,727,292	2,904,214	-	-
Town Square	590,458	868,396	1,378,851	2,112,581	-	-	-
The Views	1,061,429	1,846,619	3,113,261	3,900,000	-	-	-

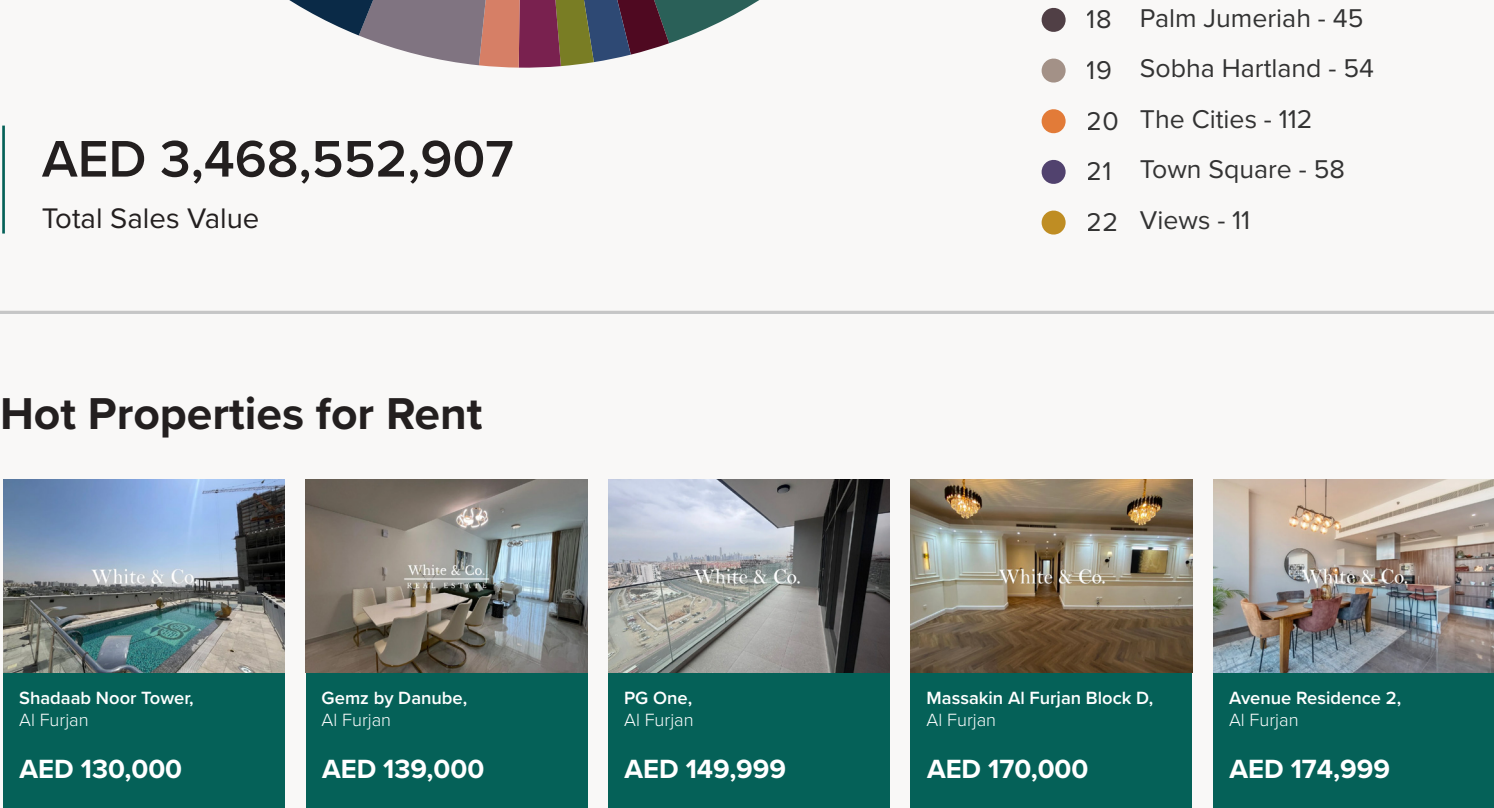
Sales Increase/Decrease of Price/Sq.ft in Dubai

AVERAGE PRICE (AED), 2026 TO DATE



Sale Transactions in Dubai

APRIL 2026



AED 3,468,552,907
Total Sales Value

Hot Properties for Rent

<p>Shadeeb Noor Tower, Al Furjan AED 130,000 2 3 1,392</p>	<p>Genz by Danube, Al Furjan AED 139,000 3 4 1,593</p>	<p>PG One, Al Furjan AED 149,999 2 2 921</p>	<p>Massakin Al Furjan Block D, Al Furjan AED 170,000 3 4 1,764</p>	<p>Avenue Residence 2, Al Furjan AED 174,999 3 4 1,954</p>
---	---	---	---	---

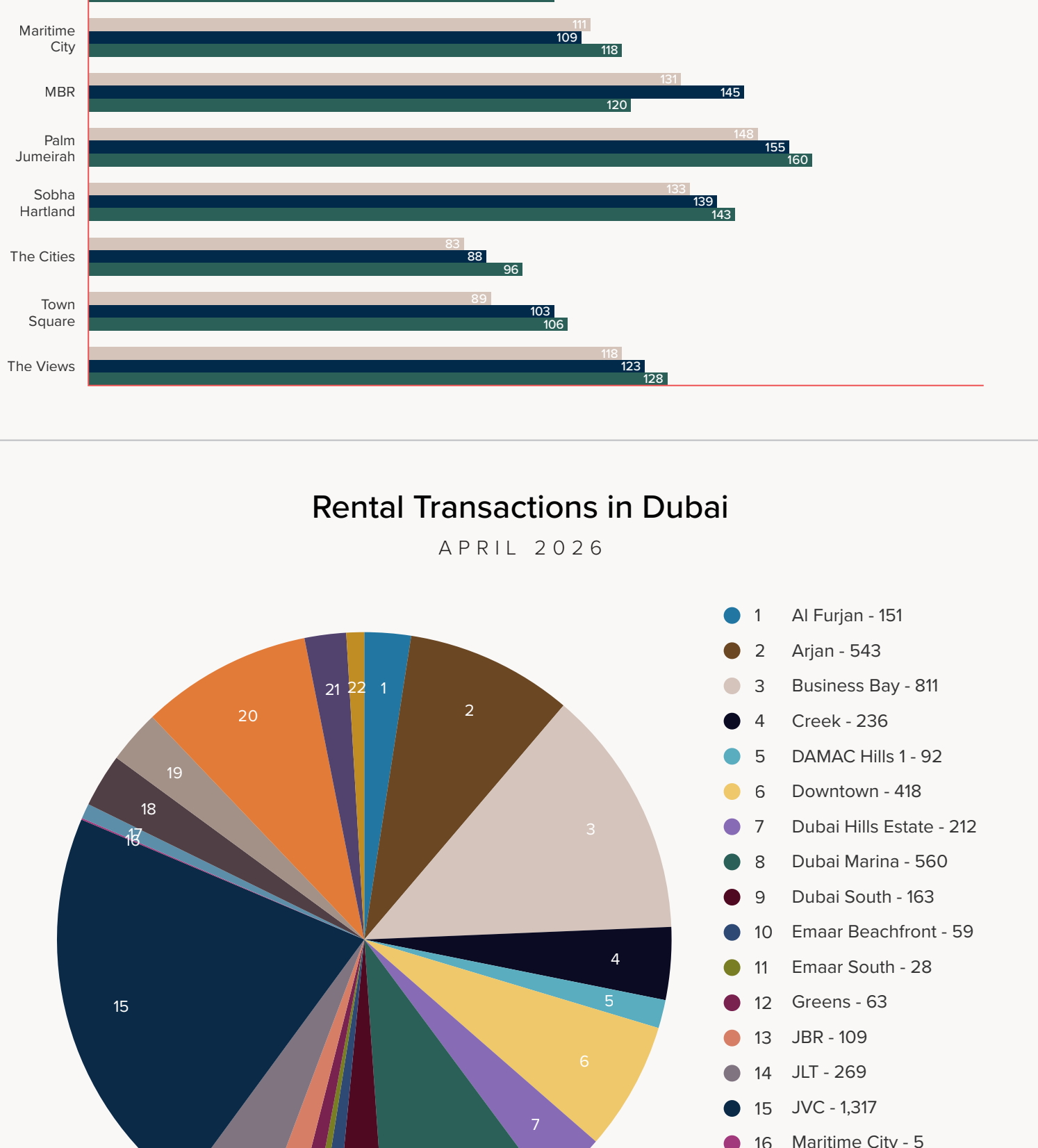
Rentals in Dubai

AVERAGE PRICE (AED), 2026 TO DATE

Community	Studio	1 Bed	2 Bed	3 Bed	4 Bed	5 Bed	6 Bed
Al Furjan	53,793	86,585	124,816	247,458	427,500	-	-
Arjan	52,733	75,248	107,503	158,478	-	-	-
Business Bay	76,944	105,616	156,078	212,918	425,610	-	1,700,000
Creek Harbour	-	112,649	170,146	263,866	528,333	-	-
DAMAC Hills 1	49,050	73,664	129,878	170,833	-	-	-
Downtown Dubai	90,960	129,369	221,496	375,752	2,029,474	1,750,000	-
Dubai Hills Estate	78,154	106,892	173,021	318,239	-	-	-
Dubai Marina	75,399	105,837	175,047	296,057	395,899	567,500	-
Dubai South	43,678	60,077	80,981	113,500	-	-	-
Emaar Beachfront	-	147,039	254,143	389,438	650,000	-	-
Emaar South	-	67,143	91,358	113,209	-	-	-
The Greens	64,063	100,088	149,891	199,119	-	-	-
JBR	98,185	118,806	183,066	290,324	498,118	801,000	-
JLT	64,426	90,159	137,086	169,355	978,333	1,210,000	-
JVC	58,285	78,680	106,210	153,987	213,333	-	-
Maritime City	65,250	90,500	155,833	-	-	-	-
MBR	57,911	100,366	189,147	362,500	-	-	-
Palm Jumeirah	115,788	169,809	340,021	445,062	894,167	853,333	-
Sobha Hartland	73,179	97,297	153,111	213,667	382,500	-	-
The Cities	47,200	67,941	100,024	176,789	135,000	-	-
Town Square	42,715	68,435	98,867	132,117	-	-	-
The Views	76,077	113,043	172,145	248,750	-	-	-

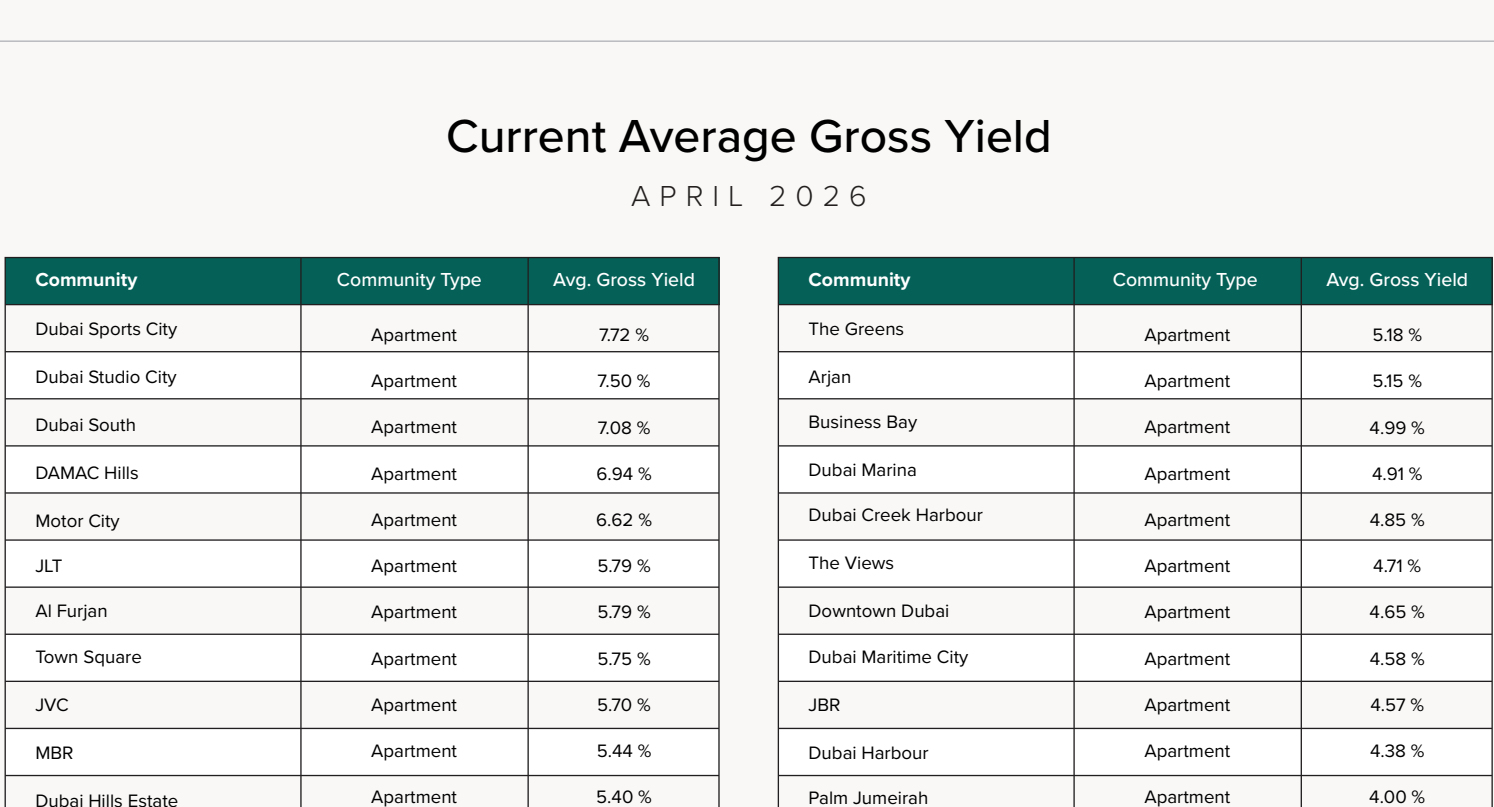
Rentals Increase/Decrease of Price/Sq.ft in Dubai

AVERAGE PRICE (AED), 2026 TO DATE



Rental Transactions in Dubai

APRIL 2026



AED 1,439,801,162
Total Sales Value

Current Average Gross Yield

APRIL 2026

Community	Community Type	Avg. Gross Yield	Community	Community Type	Avg. Gross Yield
Dubai Sports City	Apartment	772 %	The Greens	Apartment	5.18 %
Dubai Studio City	Apartment	750 %	Arjan	Apartment	5.15 %
Dubai South	Apartment	708 %	Business Bay	Apartment	4.99 %
DAMAC Hills	Apartment	6.94 %	Dubai Marina	Apartment	4.91 %
Motor City	Apartment	6.62 %	Dubai Creek Harbour	Apartment	4.85 %
JLT	Apartment	5.79 %	The Views	Apartment	4.81 %
Al Furjan	Apartment	5.79 %	Downtown Dubai	Apartment	4.65 %
Town Square	Apartment	5.75 %	Dubai Maritime City	Apartment	4.58 %
JVC	Apartment	5.70 %	JBR	Apartment	4.57 %
MBR	Apartment	5.44 %	Dubai Harbour	Apartment	4.38 %
Dubai Hills Estate	Apartment	5.40 %	Palm Jumeirah	Apartment	4.00 %
Sobha Hartland	Apartment	5.37 %			

Total Sales & Rentals in Dubai

2026 TO DATE

SALES			RENTALS		
Community	Total Volume	Total Value	Community	Total Volume	Total Value
JVC	1075	1,103,948,418	JVC	4,279	341,138,420
Business Bay	735	1,494,933,552	Business Bay	2,321	279,842,183
The Cities	601	563,480,492	Arjan	1,770	128,110,068
Dubai Marina	553	1,343,861,425	Dubai Marina	1,734	269,788,950
Downtown Dubai	455	1,638,502,252	Downtown Dubai	1,152	253,786,453
Creek Harbour	427	1,209,508,239	The Cities	1,065	68,228,784
Arjan	395	376,842,678	JLT	996	105,025,720
Sobha Hartland	313	568,444,307	Creek Harbour	729	118,267,283
JLT	293	489,177,909	Dubai Hills Estate	680	103,807,730
Town Square	275	334,309,599	Al Furjan	660	81,211,809
Dubai Hills Estate	270	632,842,823	Sobha Hartland	600	73,807,125
MBR	266	294,133,356	Dubai South	594	35,590,455
Palm Jumeirah	233	1,512,955,230	Palm Jumeirah	485	146,748,284
Al Furjan	230	310,615,253	Town Square	485	40,618,016
JBR	151	635,115,048	DAMAC Hills 1	369	25,863,287
DAMAC Hills 1	137	136,826,952	JBR	347	79,084,888
Emaar Beachfront	107	465,863,070	MBR	264	33,173,125
Dubai South	99	76,364,376	The Greens	196	23,087,899
The Greens	92	168,063,510	Emaar Beachfront	193	44,198,750
The Views	52	121,714,000	The Views	166	24,228,062
Emaar South	22	34,955,000	Emaar South	83	7,872,097
Maritime City	10	21,908,395	Maritime City	18	1,920,000

*Data source: Property Monitor, as of 4th May 2026 Secondary Sales Only

Find out the current value of your property with a free, online valuation in minutes. [Get Started Here](#)

www.whiteandco.group.com