

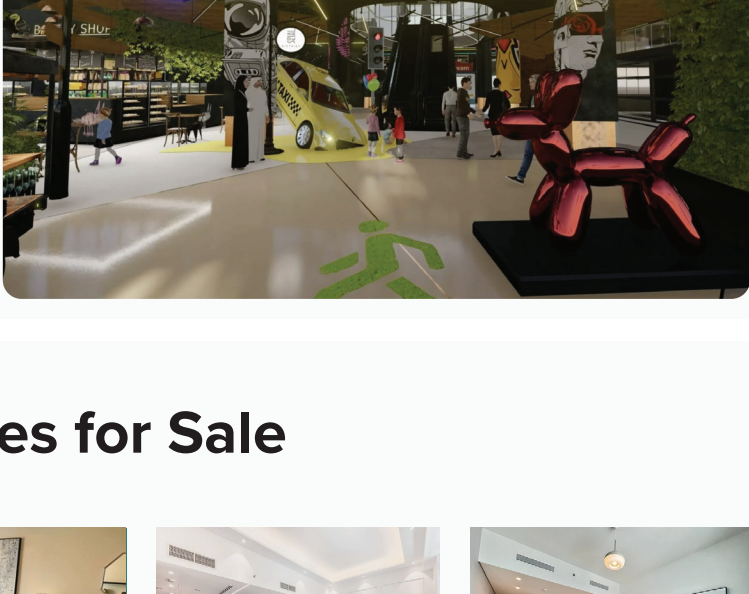

Newsletter

Luxury Real Estate Booms in Downtown Dubai with AED 80 Million Penthouse Sale

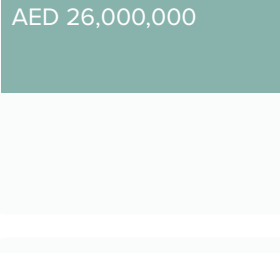
- The Most Expensive Downtown Dubai Penthouse Sells for AED 80 Million.
- Waldorf Astoria Residences Dubai Downtown to mark first standalone residence outside of the US.
- Social Distrikt to relocate to Fountain Views, Downtown Dubai in 2024.

Business News

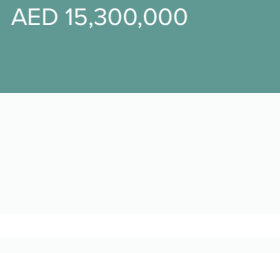
- White & Co sold 49% of Ashton Park 1 Residences, JVC
- 35% of Ashton Park 2 Residences, JVC, has been sold by White & Co
- White & Co sold 25% of all units at Autograph
- White & Co announces new mortgage department



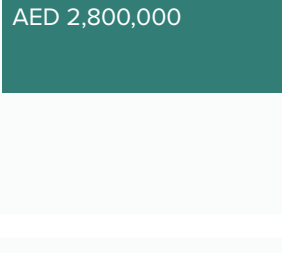
Hot Properties for Sale



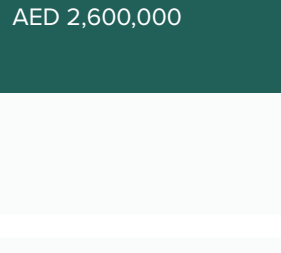
118 Downtown, Downtown  
4 2 6 6,650 sqft  
AED 26,000,000



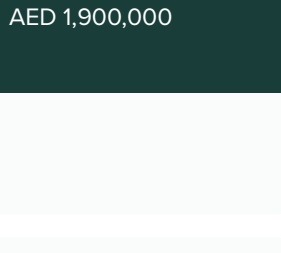
Opera Grand, Downtown  
4 2 6 3,056 sqft  
AED 15,300,000



Address Downtown, Downtown  
1 2 2 926 sqft  
AED 2,800,000

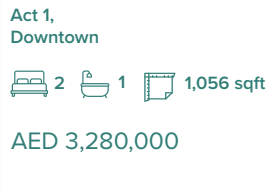


Lofts Podium, Downtown  
1 2 3 1,035 sqft  
AED 2,600,000

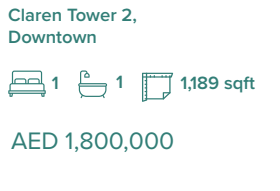


Downtown Views Tower 2, Downtown  
1 2 1 742 sqft  
AED 1,900,000

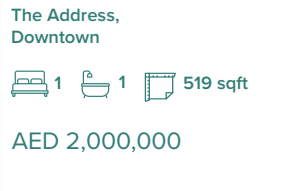
Recent White & Co Sales



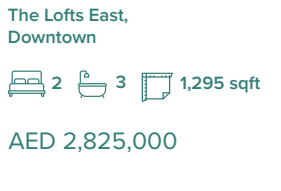
Act 1, Downtown  
2 2 1 1,056 sqft  
AED 3,280,000



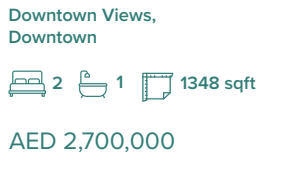
Claren Tower 2, Downtown  
1 1 1 1,189 sqft  
AED 1,800,000



The Address, Downtown  
1 1 1 519 sqft  
AED 2,000,000



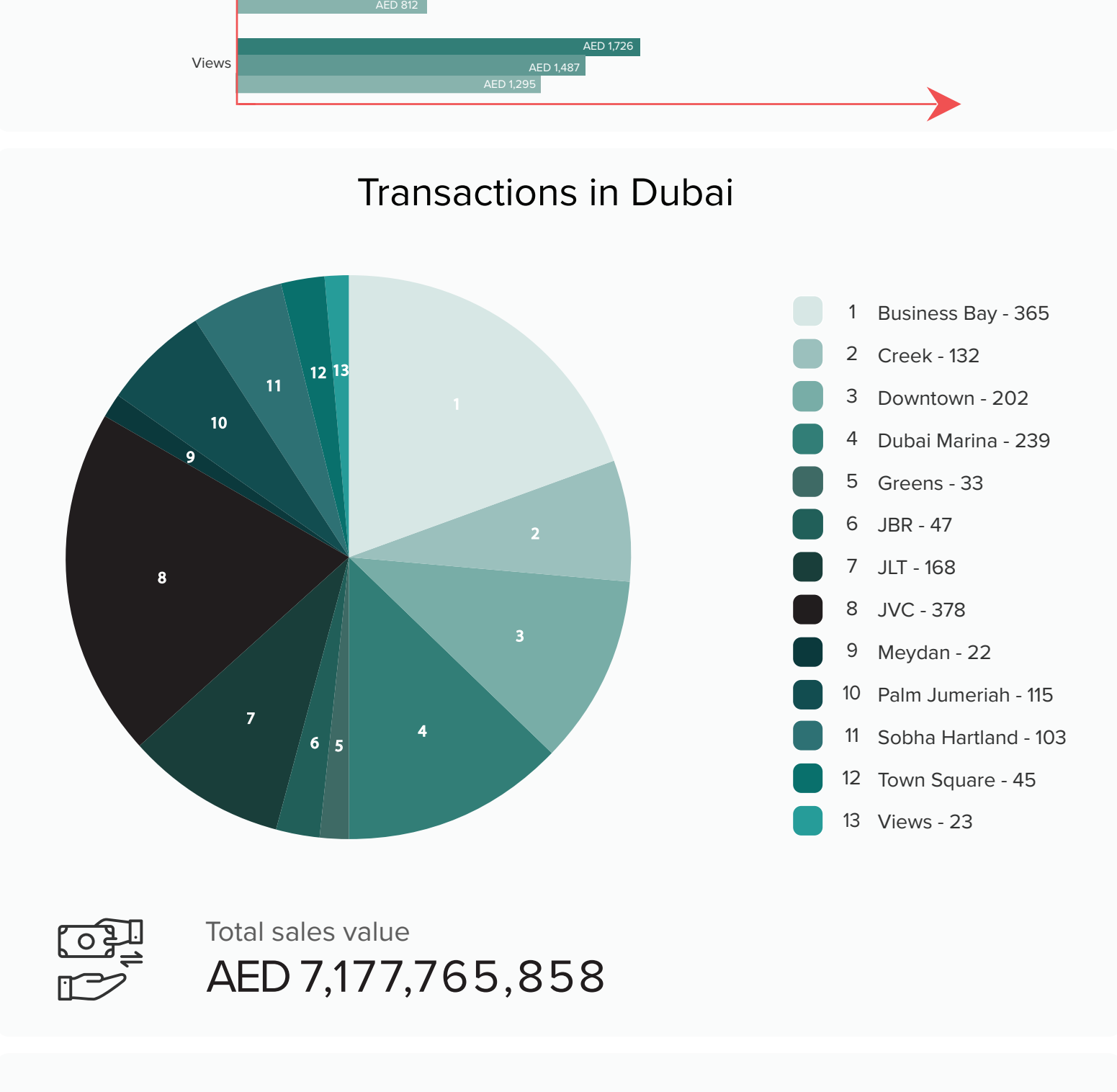
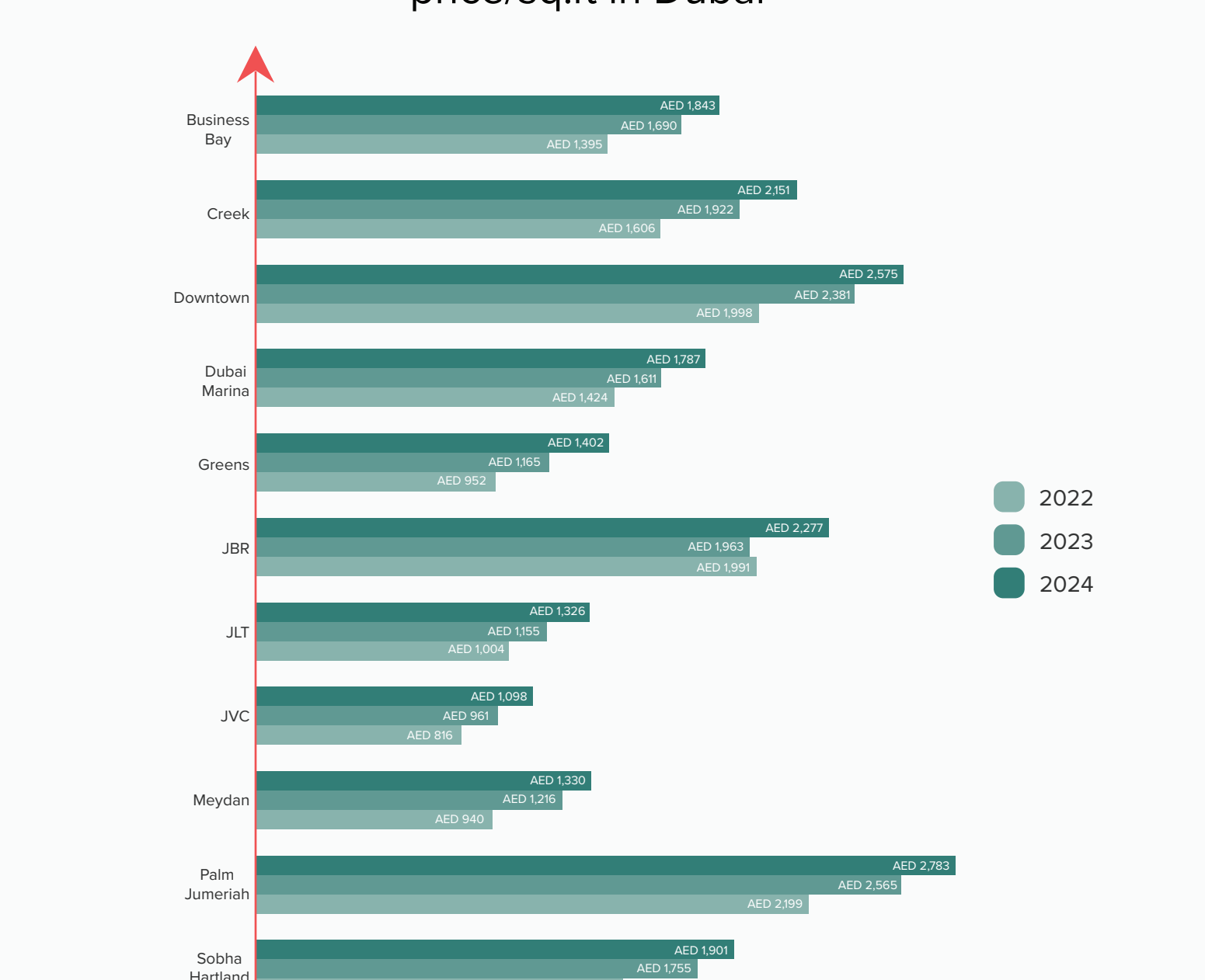
The Lofts East, Downtown  
2 2 3 1,295 sqft  
AED 2,825,000




Downtown Views, Downtown  
2 2 1 1348 sqft  
AED 2,700,000

Sales in Dubai  
Average price (AED)


	Studio	1 Bed	2 Bed	3 Bed	4 Bed	5 Bed	6 Bed
Business Bay	1,064,399	1,436,560	2,276,212	3,413,163	6,050,000	45,665,000	-
Creek	-	1,535,557	2,617,809	4,090,023	6,350,000	-	-
Downtown	1,239,222	1,960,426	4,376,713	9,303,829	22,991,153	-	-
Dubai Marina	960,556	1,500,162	2,463,495	3,883,585	8,776,061	-	-
Greens	-	664,833	1,761,667	2,495,000	-	-	-
JBR	2,605,000	1,994,286	3,649,296	3,810,714	8,919,117	-	54,000,000 1 Transaction*
JLT	675,040	1,187,125	1,654,617	2,740,475	2,000,000	4,800,000	-
JVC	578,538	941,791	1,409,459	1,897,820	-	-	-
Meydan	-	1,072,720	2,457,291	3,850,154	-	-	-
Palm Jumeriah	1,627,900	2,820,657	4,833,390	7,261,060	7,440,000	75,156,788 1 Transaction*	-
Sobha Hartland	-	876,000	1,294,371	2,069,799	3,188,333	-	-
Town Square	468,972	844,303	1,208,218	1,930,497	-	-	-
Views	920,000	1,539,028	2,475,417	5,000,000	-	-	-




Hot Properties for Rent




Bellevue Tower 2, Downtown  
1 2 2 877 sqft  
AED 170,000




Boulevard Central Tower 1, Downtown  
2 2 2 1,147 sqft  
AED 160,000



Vida Residence Downtown, Downtown  
1 2 2 731 sqft  
AED 155,000




Forte 1, Forte, Downtown  
1 2 2 847 sqft  
AED 140,000




Burj Views B, Downtown  
1 1 1 726 sqft  
AED 124,999


Recent White & Co Rentals




Opera Grand, Burj Khalifa Area, Downtown  
3 3 6 2,044 sqft  
AED 600,000




BLVD Heights Tower 1, Downtown  
3 3 4 2,522 sqft  
AED 350,000



Mon Reve, Downtown  
2 2 3 1,551 sqft  
AED 170,000



Forte, Downtown  
3 3 3 1,108 sqft  
AED 160,000



Burj Views podium, Downtown  
Studio 1 1 595 sqft  
AED 83,000

Rentals in Dubai  
Average price (AED)


	Studio	1 Bed	2 Bed	3 Bed	4 Bed	5 Bed
Business Bay	69,661	93,850	151,566	195,317	310,522	-
Creek	-	94,039	143,476	215,547	425,000	-
Downtown	72,874	111,432	191,315	282,844	392,500	-
Dubai Marina	66,859	96,158	145,242	177,732	235,500	350,000
Greens	57,500	86,412	138,647	168,333	-	-
JBR	91,000	106,412	155,719	180,090	405,000	-
JLT	60,712	90,787	126,048	187,909	-	140,000
JVC	46,378	65,187	103,595	132,867	-	-
Meydan	-	84,632	129,077	3,950,154	-	-
Palm Jumeriah	91,182	161,238	222,919	375,750	1,675,000	-
Sobha Hartland	-	64,091	88,675	138,406	220,000	410,000
Town Square	36,658	55,781	82,193	119,250	-	-
Views	70,000	98,476	145,985	233,333	-	-

Total contracts  
New contracts  
Renewals


11,033

15,767


Upcoming Off Plan Investments




W Residences  
Dubai harbour  
Price From 4.2 M  
Payment Plan 60/40  
Find out more




Palace Residence  
Creek Blue  
Price From 1.87 M  
Payment Plan  
Find out more



The Watercrest  
Handover 2027  
Payment Plan 70/30  
Find out more



Sankari  
Handover 2027  
Price From 371 M  
Payment Plan 50/50  
Find out more



The Valley Phase 2  
Price From 2.3 M  
Payment Plan 80/20  
Find out more

Current Average Gross Yield

Community	Community Type	Avg. Gross Yield
Business Bay	Apartment	5.53%
Creek	Apartment	5.40%
Downtown	Apartment	6.24%
Dubai Marina	Apartment	6.07%
Emirates Living	Apartment	6.20%
JBR	Apartment	5.77%
JLT	Apartment	7.69%
JVC	Apartment	7.34%
Meydan	Apartment	5.70%
Palm Jumeriah	Apartment	5.41%
Town Square	Apartment	7.53%

Sales & Rentals in Dubai  
2024

Sales

	Total Volume	Total Value
Business Bay	2048	3,361,696,043
Creek	810	2,030,790,929
Downtown	1,337	5,124,653,947
Dubai Marina	1,460	3,422,438,422
Greens	176	249,646,852
JBR	367	1,434,617,989
JLT	935	1,203,975,680
JVC	2151	1,822,328,905
Meydan	104	169,306,485
Palm Jumeriah	571	3,659,299,202
Sobha Hartland	646	1,050,268,924
Town Square	300	293,552,729
Views	151	310,932,995

Rentals

	Total Volume	Total Value
Business Bay	3,351	353,770,143
Creek	1,088	150,821,619
Downtown	2,245	385,022,567
Dubai Marina	3,286	431,269,736
Greens	357	36,143,648
JBR	619	108,917,714
JLT	1,712	161,565,937
JVC	4,504	307,703,126
Meydan	240	27,027,641
Palm Jumeriah	865	231,558,752
Sobha Hartland	765	85,069,630
Town Square	536	37,146,439
Views	295	37,984,991