

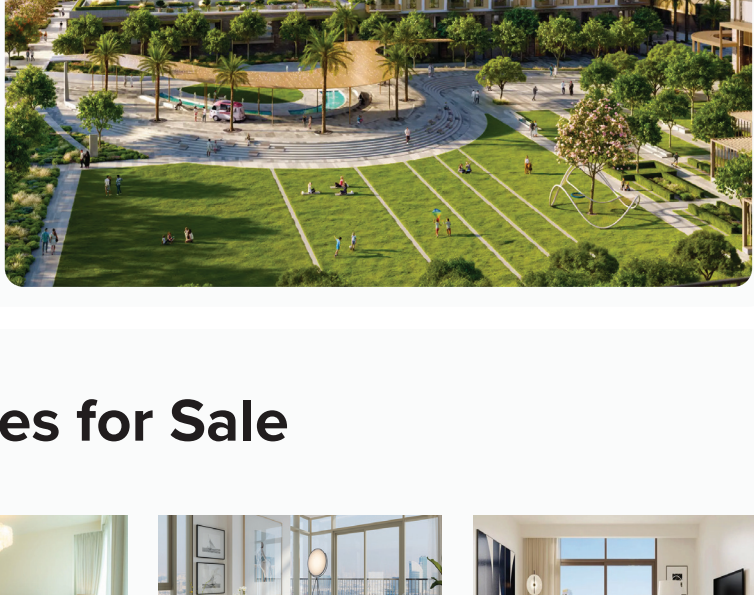

Newsletter

Emaar Plans Elegant 'Female' Version of Burj Khalifa in Dubai Creek Harbour


- Emaar unveils Valo, a luxurious haven in Dubai Creek Harbour.
- Emaar chairman announces new entertainment plaza at Dubai Creek Harbour.
- Emaar plans a 'female' version of Burj Khalifa at Dubai Creek Harbour, a smaller and more elegant tower.

Business News


- White & Co sold 49% of Ashton Park 1 Residences, JVC
- 35% of Ashton Park 2 Residences, JVC, has been sold by White & Co
- White & Co sold 25% of all units at Autograph
- White & Co announces new mortgage department




Hot Properties for Sale




Grove, Creek Beach, Creek Harbour (The Lagoons)
2 3 4 1,825 sqft
AED 3,600,000




The Cove II Building 5, Creek Harbour (The Lagoons)
2 2 2 1,389 sqft
AED 3,200,000



Creek Rise Tower 2, Creek Harbour (The Lagoons)
2 1 1 826 sqft
AED 2,100,000




Creek Crescent, Creek Harbour (The Lagoons)
1 1 2 1,250 sqft
AED 1,650,000

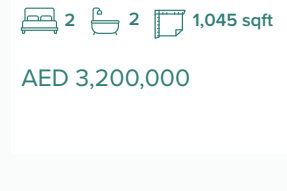


Creek Palace, Creek Harbour (The Lagoons)
1 2 2 643 sqft
AED 1,600,000

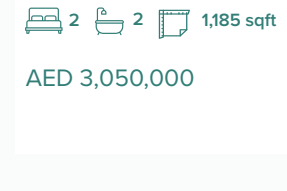
Recent White & Co Sales



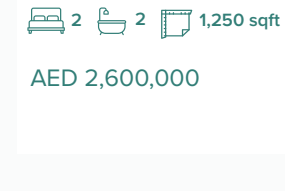
Creek Rise, Creek Harbour (The Lagoons)
3 3 4 1,666 sqft
AED 3,700,000



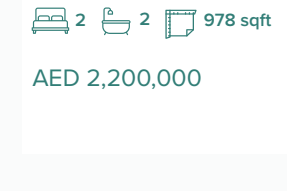
Creek Palace, Creek Harbour (The Lagoons)
2 2 2 1,045 sqft
AED 3,200,000



Vida Residence, Creek Harbour (The Lagoons)
2 2 2 1,185 sqft
AED 3,050,000



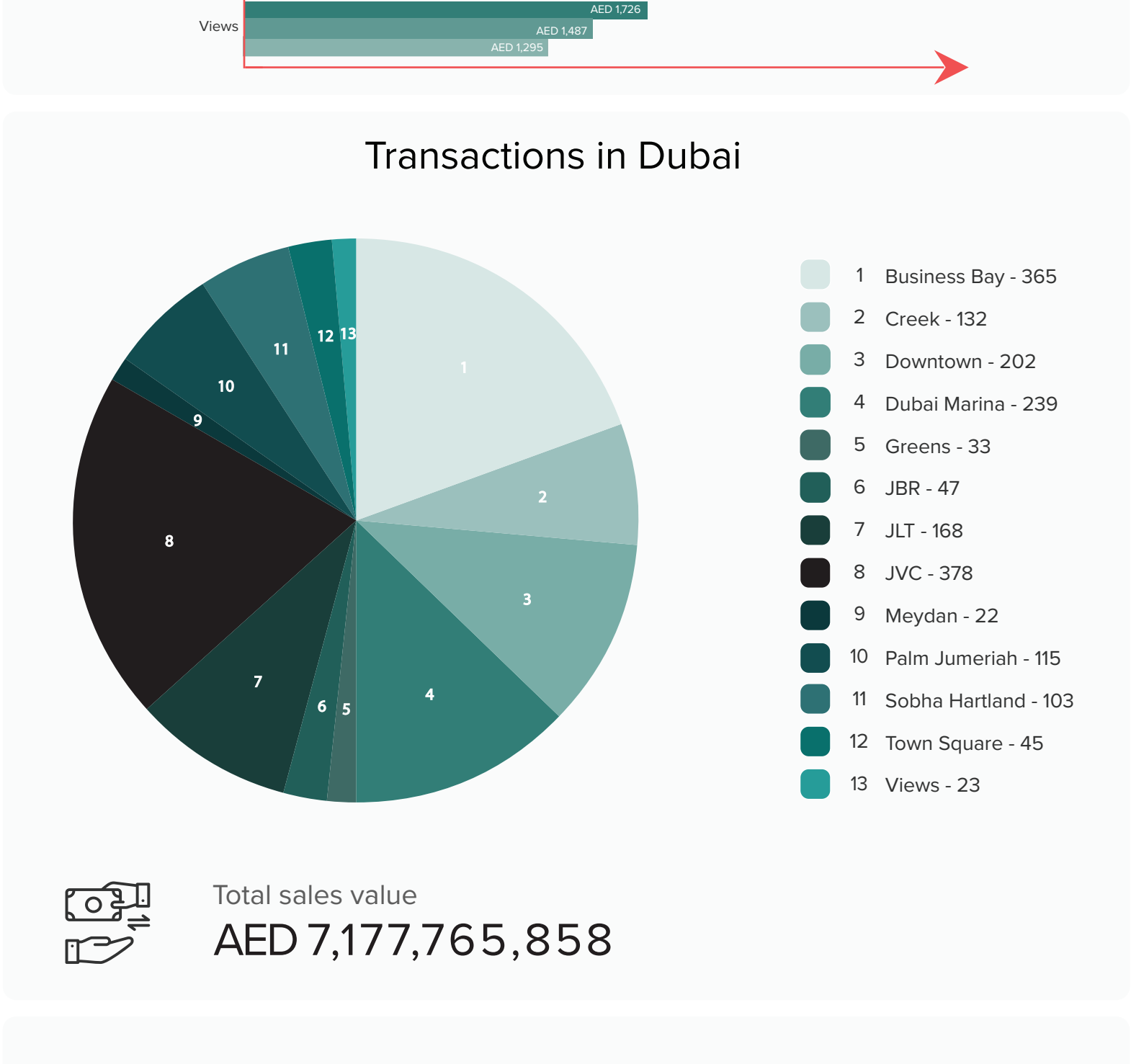
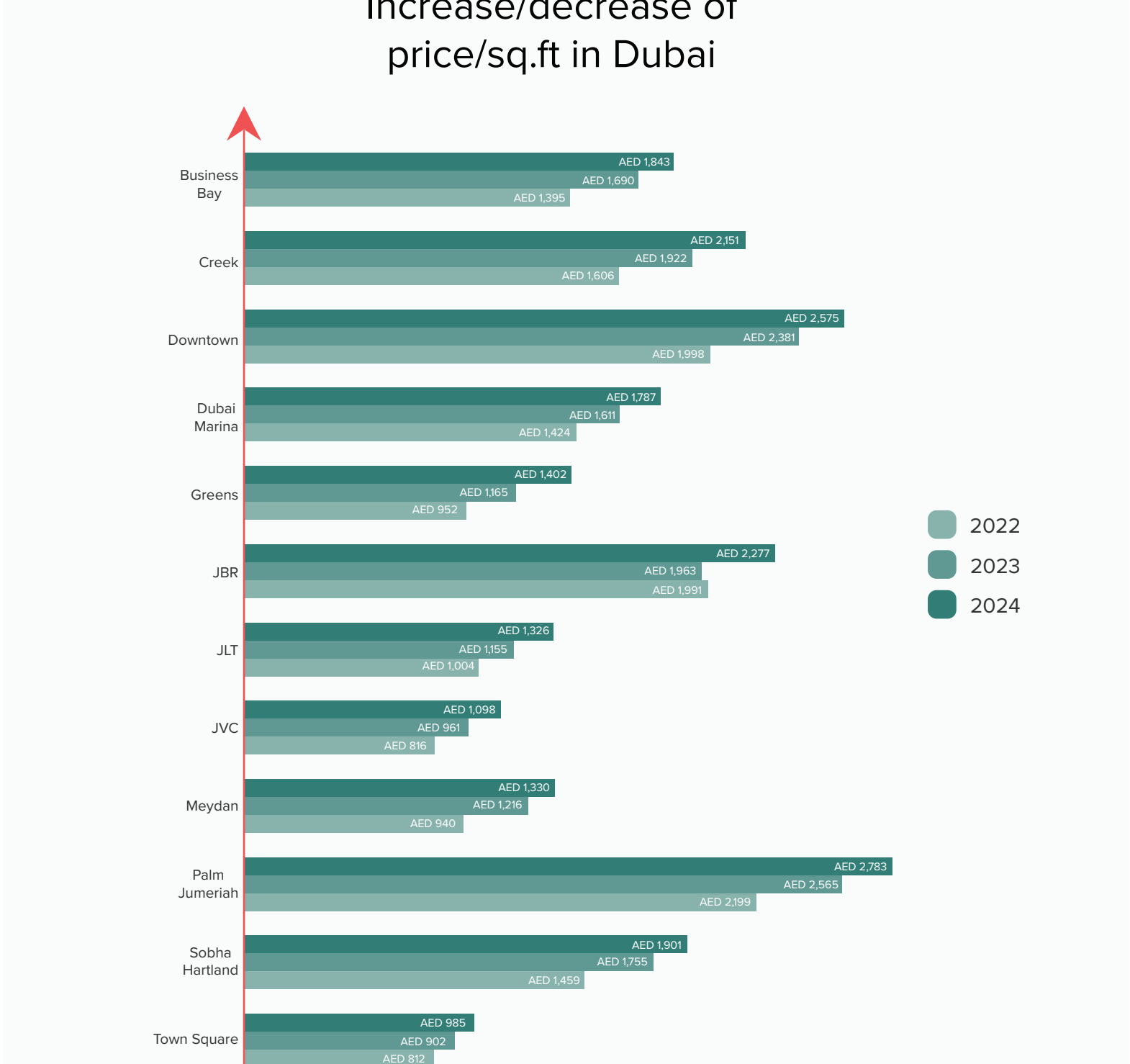
Harbour Views 1, Creek Harbour (The Lagoons)
2 2 2 1,250 sqft
AED 2,600,000



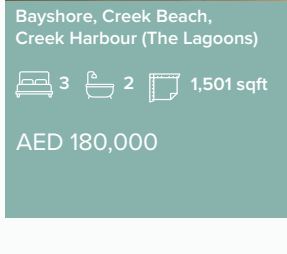
Bayshore, Creek Harbour (The Lagoons)
2 2 2 978 sqft
AED 2,200,000

Sales in Dubai
Average price (AED)


	Studio	1 Bed	2 Bed	3 Bed	4 Bed	5 Bed	6 Bed
Business Bay	1,064,399	1,436,560	2,276,212	3,413,163	6,050,000	45,665,000	-
Creek	-	1,535,557	2,617,809	4,090,023	6,350,000	-	-
Downtown	1,239,222	1,960,426	4,376,713	9,303,829	22,991,153	-	-
Dubai Marina	960,556	1,500,162	2,463,495	3,883,585	8,776,061	-	-
Greens	-	664,833	1,761,667	2,495,000	-	-	-
JBR	2,605,000	1,994,286	3,649,296	3,810,714	8,919,117	-	54,000,000 1 Transaction*
JLT	675,040	1,187,125	1,654,617	2,740,475	2,000,000	4,800,000	-
JVC	578,538	941,791	1,409,459	1,897,820	-	-	-
Meydan	-	1,072,720	2,457,291	3,850,154	-	-	-
Palm Jumeriah	1,627,900	2,820,657	4,833,390	7,261,060	7,440,000	75,156,788 1 Transaction*	-
Sobha Hartland	-	876,000	1,294,371	2,069,799	3,188,333	-	-
Town Square	468,972	844,303	1,208,218	1,930,497	-	-	-
Views	920,000	1,539,028	2,475,417	5,000,000	-	-	-



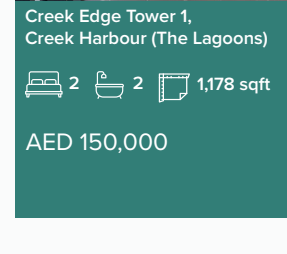
Hot Properties for Rent



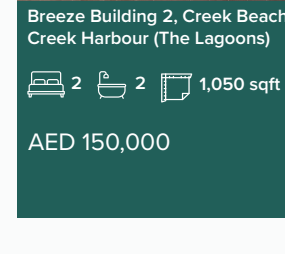
Bayshore, Creek Beach, Creek Harbour (The Lagoons)
3 2 2 1,501 sqft
AED 180,000



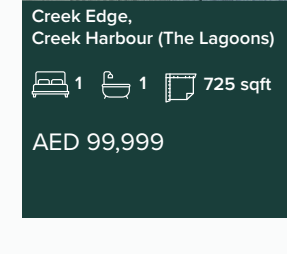
The Cove Building 2, Creek Harbour (The Lagoons)
2 2 2 1,208 sqft
AED 180,000



Creek Edge Tower 1, Creek Harbour (The Lagoons)
2 2 2 1,178 sqft
AED 150,000

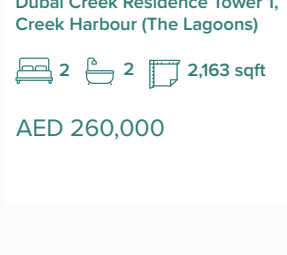


Breeze Building 2, Creek Beach, Creek Harbour (The Lagoons)
2 2 2 1,050 sqft
AED 150,000

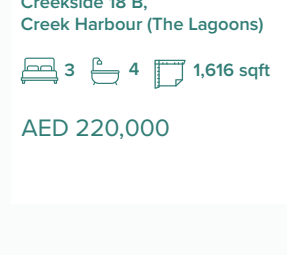


Creek Edge, Creek Harbour (The Lagoons)
1 1 1 725 sqft
AED 99,999

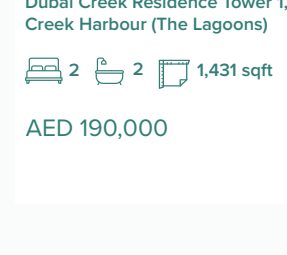
Recent White & Co Rentals



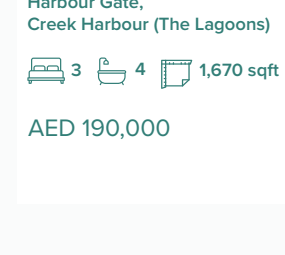
Dubai Creek Residence Tower 1, Creek Harbour (The Lagoons)
2 2 2 2,163 sqft
AED 260,000



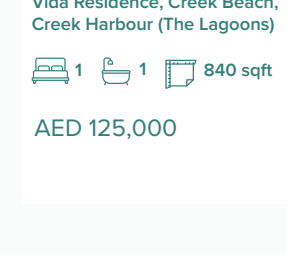
Creekside 18 B, Creek Harbour (The Lagoons)
3 3 4 1,616 sqft
AED 220,000



Dubai Creek Residence Tower 1, Creek Harbour (The Lagoons)
2 2 2 1,431 sqft
AED 190,000



Harbour Gate, Creek Harbour (The Lagoons)
3 3 4 1,670 sqft
AED 190,000



Vida Residence, Creek Beach, Creek Harbour (The Lagoons)
1 1 1 840 sqft
AED 125,000

Rentals in Dubai
Average price (AED)


	Studio	1 Bed	2 Bed	3 Bed	4 Bed	5 Bed
Business Bay	69,661	93,850	151,566	195,317	310,522	-
Creek	-	94,039	143,476	215,547	425,000	-
Downtown	72,874	111,432	191,315	282,844	392,500	-
Dubai Marina	66,859	96,158	145,242	177,732	235,500	350,000
Greens	57,500	86,412	138,647	168,333	-	-
JBR	91,000	106,412	155,719	180,090	405,000	-
JLT	60,712	90,787	126,048	187,909	-	140,000
JVC	46,378	65,187	103,595	132,867	-	-
Meydan	-	84,632	129,077	3,850,154	-	-
Palm Jumeriah	91,182	161,238	222,919	375,750	1,675,000	-
Sobha Hartland	-	64,091	88,675	138,406	220,000	410,000
Town Square	36,658	55,781	82,193	119,250	-	-
Views	70,000	98,476	145,985	233,333	-	-

Total contracts
New contracts
Renewals

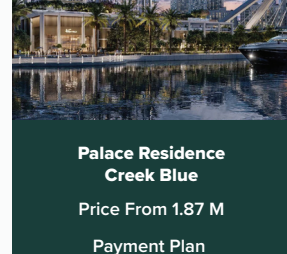
11,033

15,767


Upcoming Off Plan Investments




W Residences Dubai harbour
Price From 4.2 M
Payment Plan 60/40
Find out more




Palace Residence Creek Blue
Price From 1.87 M
Payment Plan
Find out more



The Watercrest Handover 2027
Payment Plan 70/30
Find out more



Sankari Handover 2027
Price From 371 M
Payment Plan 50/50
Find out more



The Valley Phase 2
Price From 2.3 M
Payment Plan 80/20
Find out more

Current Average Gross Yield

Community	Community Type	Avg. Gross Yield
Business Bay	Apartment	5.53%
Creek	Apartment	5.40%
Downtown	Apartment	6.24%
Dubai Marina	Apartment	6.07%
Emirates Living	Apartment	6.20%
JBR	Apartment	5.77%
JLT	Apartment	7.69%
JVC	Apartment	7.34%
Meydan	Apartment	5.70%
Palm Jumeriah	Apartment	5.41%
Town Square	Apartment	7.53%

Sales & Rentals in Dubai
2024

Sales

	Total Volume	Total Value
Business Bay	2048	3,361,696,043
Creek	810	2,030,790,929
Downtown	1,337	5,124,653,947
Dubai Marina	1,460	3,422,438,422
Greens	176	249,646,852
JBR	367	1,434,617,989
JLT	935	1,203,975,680
JVC	2151	1,822,328,905
Meydan	104	169,306,485
Palm Jumeriah	571	3,659,299,202
Sobha Hartland	646	1,050,268,924
Town Square	300	293,352,729
Views	151	310,932,995

Rentals

	Total Volume	Total Value
Business Bay	3,351	353,770,143
Creek	1,088	150,821,619
Downtown	2,245	385,022,567
Dubai Marina	3,286	431,269,736
Greens	357	36,143,648
JBR	619	108,917,714
JLT	1,712	161,565,937
JVC	4,504	307,703,126
Meydan	240	27,027,641
Palm Jumeriah	865	231,558,752
Sobha Hartland	765	85,069,630
Town Square	536	37,436,439
Views	295	37,984,991