

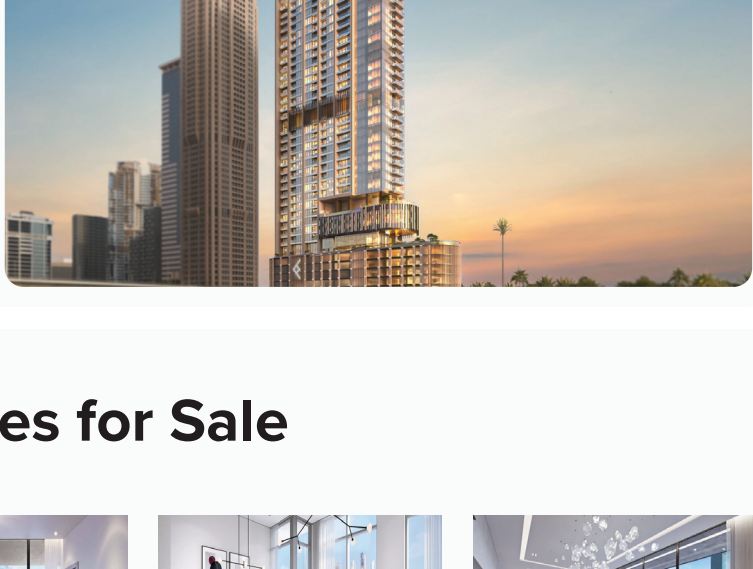

Newsletter

Century Tower Residences Nearly Sell Out on Opening Day in Business Bay

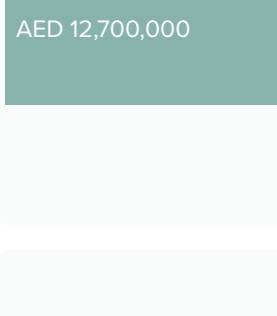
- Century Tower residences at Business Bay largely sell out on opening day.
- Staybridge Suites Dubai Business Bay promotes sustainability and inclusivity.
- Dutco Ellington begins construction of \$326mn One River Point luxury waterfront residences at Business Bay.

Business News

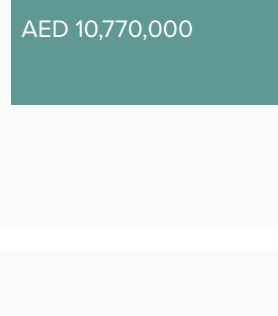
- White & Co sold 49% of Ashton Park 1 Residences, JVC
- 35% of Ashton Park 2 Residences, JVC, has been sold by White & Co
- White & Co sold 25% of all units at Autograph
- White & Co announces new mortgage department



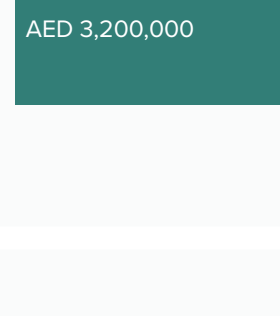
Hot Properties for Sale



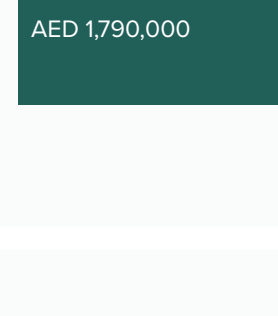
One River Point, Business Bay
3 3 4 3,502 sqft
AED 12,700,000



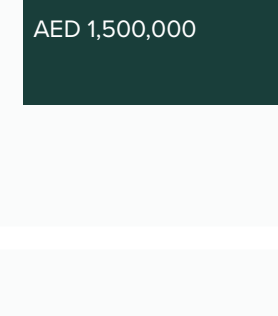
Jumeirah Living Business Bay, Business Bay
2 2 3 2,048 sqft
AED 10,770,000



Peninsula One, Peninsula, Business Bay
2 2 2 1,215 sqft
AED 3,200,000




Peninsula Four, Peninsula Business Bay
1 1 1 492 sqft
AED 1,790,000




Peninsula One, Peninsula, Business Bay
1 1 2 614 sqft
AED 1,500,000


Recent White & Co Sales




SLS Dubai Hotel & Residences, Business Bay
1 1 2 1,118 sqft
AED 2,350,000




Executive Tower M, Business Bay
1 1 1 1,422 sqft
AED 1,900,000



Bay Square Building 6, Business Bay
1 1 1 1,422 sqft
AED 1,500,000



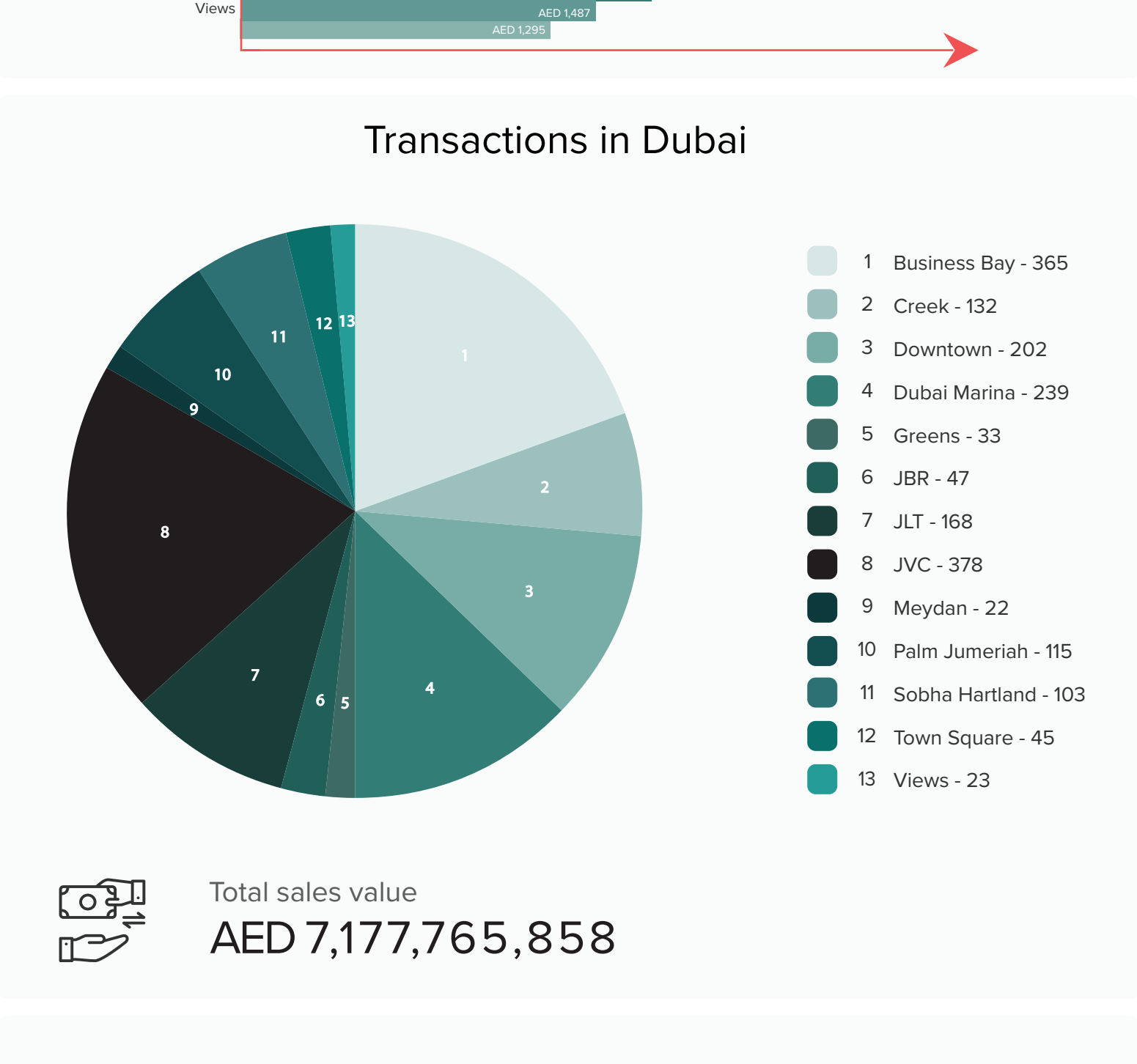
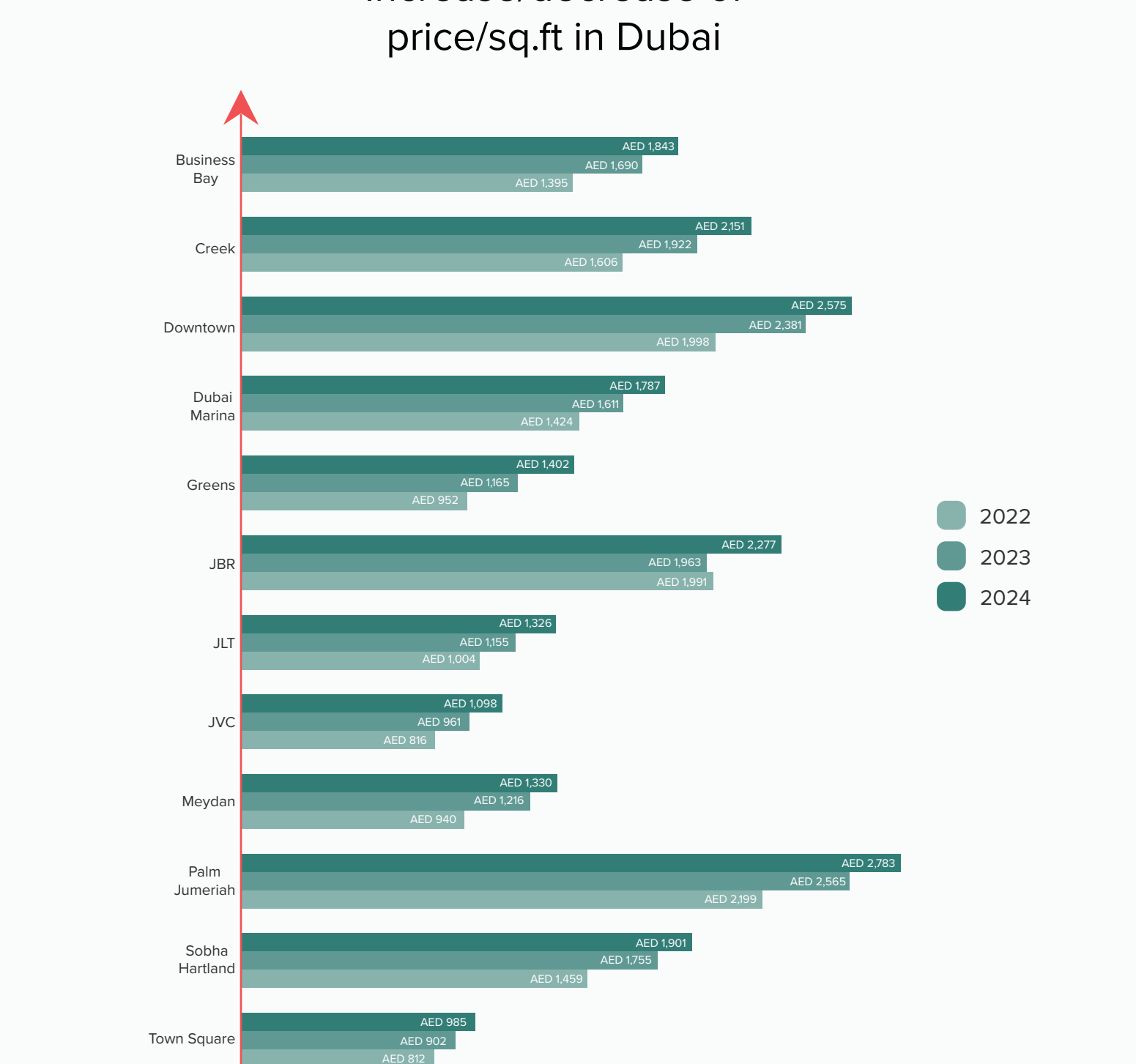
Vera Residences, Business Bay
1 1 1 1,422 sqft
AED 1,300,000




Millennium Binghatti Residences, Business Bay
Studio 1 1 458 sqft
AED 1,000,000

Sales in Dubai
Average price (AED)


	Studio	1 Bed	2 Bed	3 Bed	4 Bed	5 Bed	6 Bed
Business Bay	1,064,399	1,436,560	2,276,212	3,413,163	6,050,000	45,665,000	-
Creek	-	1,535,557	2,617,809	4,090,023	6,350,000	-	-
Downtown	1,239,222	1,960,426	4,376,713	9,303,829	22,991,153	-	-
Dubai Marina	960,556	1,500,162	2,463,495	3,883,585	8,776,061	-	-
Greens	-	664,833	1,761,667	2,495,000	-	-	-
JBR	2,605,000	1,994,286	3,649,296	3,810,714	8,919,117	-	54,000,000 1 Transaction*
JLT	675,040	1,187,125	1,654,617	2,740,475	2,000,000	4,800,000	-
JVC	578,538	941,791	1,409,459	1,897,820	-	-	-
Meydan	-	1,072,720	2,457,291	3,850,154	-	-	-
Palm Jumeriah	1,627,900	2,820,657	4,833,390	7,261,060	7,440,000	75,156,788 1 Transaction*	-
Sobha Hartland	-	876,000	1,294,371	2,069,799	3,188,333	-	-
Town Square	468,972	844,303	1,208,218	1,930,497	-	-	-
Views	920,000	1,539,028	2,475,417	5,000,000	-	-	-




Hot Properties for Rent




15 Northside - Tower 1, Business Bay
2 2 2 1,151 sqft
AED 200,000




DAMAC Towers by Paramount, Business Bay
2 2 2 1,777 sqft
AED 180,000



SLS Dubai Hotel & Residences, Business Bay
1 2 2 1,204 sqft
AED 180,000




SLS Dubai Hotel & Residences, Business Bay
1 2 2 1,164 sqft
AED 165,000




Tower 1, 15 Northside, Business Bay
1 1 1 661 sqft
AED 129,995


Recent White & Co Rentals



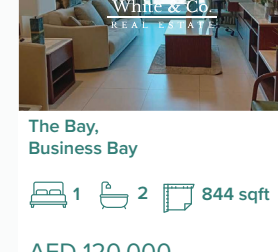
SLS Dubai Hotel & Residences, Business Bay
2 2 3 1,864 sqft
AED 270,000



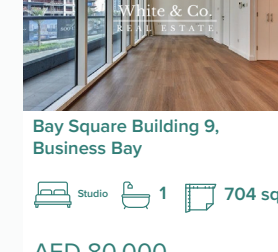
DAMAC Towers by Paramount, Business Bay
2 2 3 1,516 sqft
AED 180,000



SLS Dubai Hotel & Residences, Business Bay
1 2 2 1,115 sqft
AED 160,000



The Bay, Business Bay
1 2 2 844 sqft
AED 120,000



Bay Square Building 9, Business Bay
Studio 1 1 704 sqft
AED 80,000


Rentals in Dubai
Average price (AED)

	Studio	1 Bed	2 Bed	3 Bed	4 Bed	5 Bed
Business Bay	69,661	93,850	151,566	195,317	310,522	-
Creek	-	94,039	143,476	215,547	425,000	-
Downtown	72,874	111,432	191,315	282,844	392,500	-
Dubai Marina	66,859	96,158	145,242	177,732	235,500	350,000
Greens	57,500	86,412	138,647	168,333	-	-
JBR	91,000	106,412	155,719	180,090	405,000	-
JLT	60,712	90,787	126,048	187,909	-	140,000
JVC	46,378	65,187	103,595	132,867	-	-
Meydan	-	84,632	129,077	3,950,154	-	-
Palm Jumeriah	91,182	161,238	222,919	375,750	1,675,000	-
Sobha Hartland	-	64,091	88,675	138,406	220,000	410,000
Town Square	36,658	55,781	82,193	119,250	-	-
Views	70,000	98,476	145,985	233,333	-	-


Total contracts
New contracts
Renewals

11,033
15,767

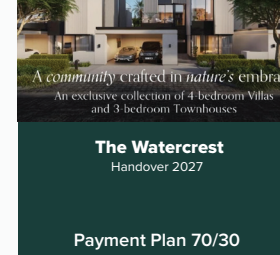
Upcoming Off Plan Investments




W Residences Dubai harbour
Price From 4.2 M
Payment Plan 60/40
Find out more




Palace Residence Creek Blue
Price From 1.87 M
Payment Plan
Find out more



The Watercrest
Hartover 2027
Payment Plan 70/30
Find out more



Sankari
Hartover 2027
Price From 371 M
Payment Plan 50/50
Find out more



The Valley Phase 2
Price From 2.3 M
Payment Plan 80/20
Find out more

Current Average Gross Yield

Community	Community Type	Avg. Gross Yield
Business Bay	Apartment	5.53%
Creek	Apartment	5.40%
Downtown	Apartment	6.24%
Dubai Marina	Apartment	6.07%
Emirates Living	Apartment	6.20%
JBR	Apartment	5.77%
JLT	Apartment	7.69%
JVC	Apartment	7.34%
Meydan	Apartment	5.70%
Palm Jumeriah	Apartment	5.41%
Town Square	Apartment	7.53%

Sales & Rentals in Dubai
2024

Sales

	Total Volume	Total Value
Business Bay	2048	3,361,696,043
Creek	810	2,030,790,929
Downtown	1,337	5,124,653,947
Dubai Marina	1,460	3,422,438,422
Greens	176	249,646,852
JBR	367	1,434,617,989
JLT	935	1,203,975,680
JVC	2151	1,822,328,905
Meydan	104	169,306,485
Palm Jumeriah	571	3,659,299,202
Sobha Hartland	646	1,050,268,924
Town Square	300	293,552,729
Views	151	310,932,995

Rentals

	Total Volume	Total Value
Business Bay	3,351	353,770,143
Creek	1,088	150,821,619
Downtown	2,245	385,022,567
Dubai Marina	3,286	431,269,736
Greens	357	36,143,648
JBR	619	108,917,714
JLT	1,712	161,565,937
JVC	4,504	30,770,126
Meydan	240	2,027,641
Palm Jumeriah	865	231,558,752
Sobha Hartland	765	85,069,630
Town Square	536	37,146,439
Views	295	37,984,991