

Business Bay July Market Report

Newsletter

RTA Introduces Direct Bus Routes

- Dubai's Roads and Transport Authority announced direct buses from the Business Bay metro station to other metro stations.

White & Co News


- White & Co announces a new in-house mortgage team, offering clients better support and more options.

Mortgage Updates

- RAK bank are currently offering the lowest interest rate at 3.98% fixed for 5 years.
- Interest rates are expected to drop by 0.5% by the end of 2024. This could reduce monthly mortgage payments and increase the amount buyers can borrow from the bank.

Speak to our in-house mortgage team
to find out more

Get Started Here



Hot Properties for Sale

Waters Edge, Business Bay

1 1 2 702 sqft

AED 1,325,000

Peninsula, Business Bay

3 3 1766 sqft

AED 4,645,000

Jumeriah Living, Business Bay

2 2 2,084 sqft

AED 9,675,000

One River Point, Business Bay

3 4 3,502 sqft

AED 12,700,000

Volante, Business Bay

3 2 4 5,048 sqft

AED 24,000,000

Recent White & Co Sales

Peninsula one, Business Bay

1 1 530 sqft

AED 1,000,000

Vera Residences, Business Bay

1 1 474 sqft

AED 1,300,000

Canal Heights, Business Bay

1 1 467 sqft

AED 1,450,000

Executive Tower M, Business Bay

3 3 1,422 sqft

AED 1,900,000

Noura Tower, Business Bay

2 3 1,511 sqft

AED 2,500,000

Sales in Dubai

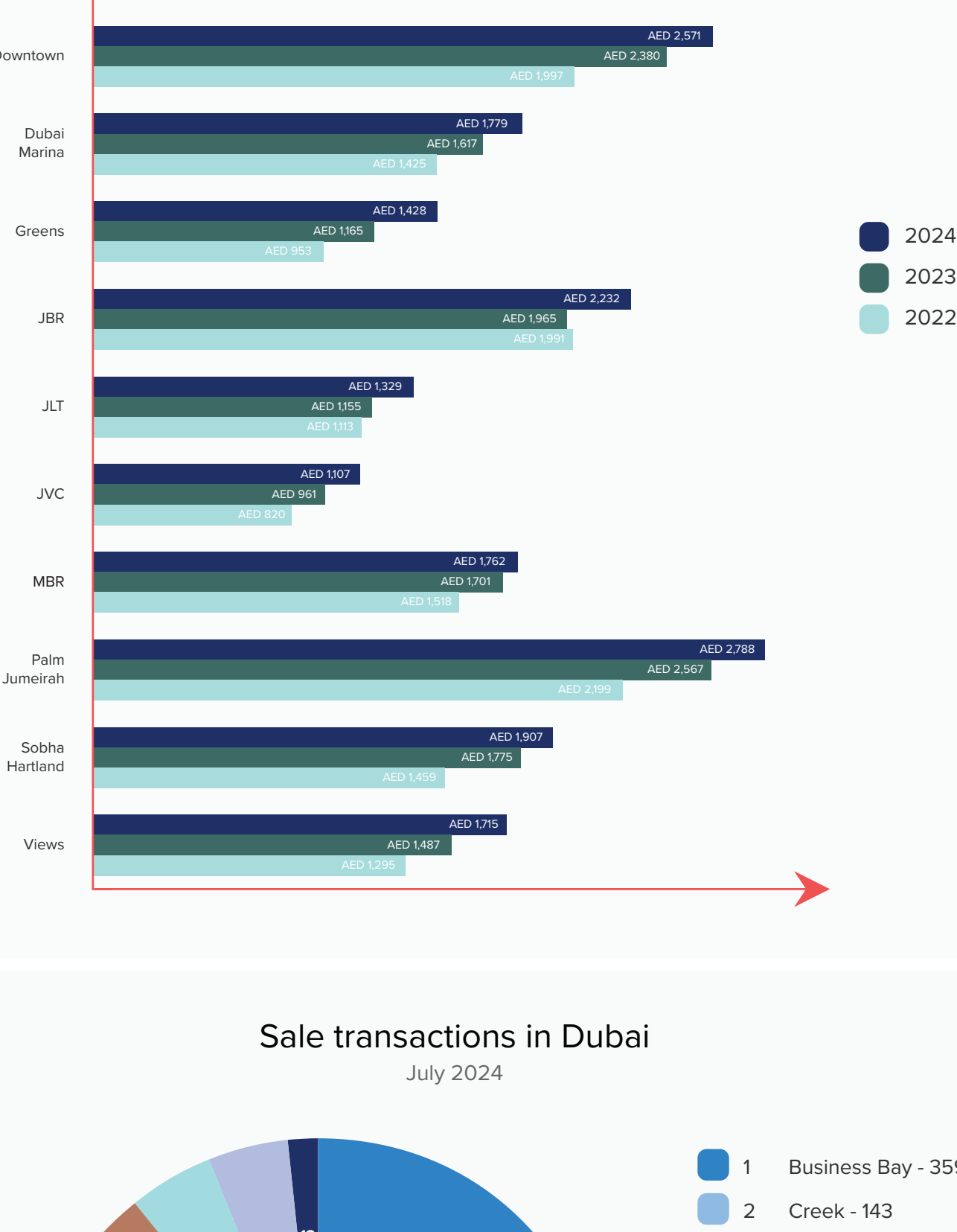
Average price (AED) 2024

	Studio	1 Bed	2 Bed	3 Bed	4 Bed	5 Bed	6 Bed
Business Bay	972,098	1,414,147	2,382,092	3,593,080	4,283,842	27,332,500	-
Creek	-	1,550,008	2,558,782	3,854,103	6,230,000	-	-
Downtown	1,233,783	1,950,691	3,660,515	5,870,066	24,010,701	27,840,000	39,125,000
Dubai Marina	1,038,015	1,519,417	2,354,279	3,834,075	6,488,312	14,228,571	-
Greens	692,308	1,137,259	1,866,560	2,625,967	3,237,500	-	-
JBR	2,062,607	2,228,554	3,483,486	3,819,993	8,254,523	-	54,000,000
JLT	658,913	1,124,817	1,698,689	2,643,236	2,416,645	9,418,160	-
JVC	539,735	840,911	1,336,380	1,576,600	3,025,000	-	-
MBR	594,845	1,292,240	2,238,858	3,359,249	6,770,100	-	-
Palm Jumeirah	1,803,283	2,775,633	5,085,502	7,962,741	22,086,024	40,601,939	-
Sobha Hartland	863,180	1,301,669	2,076,641	3,173,226	5,494,576	-	-
Views	860,333	1,468,024	2,440,915	3,430,294	-	-	-

Sales Increase/decrease of


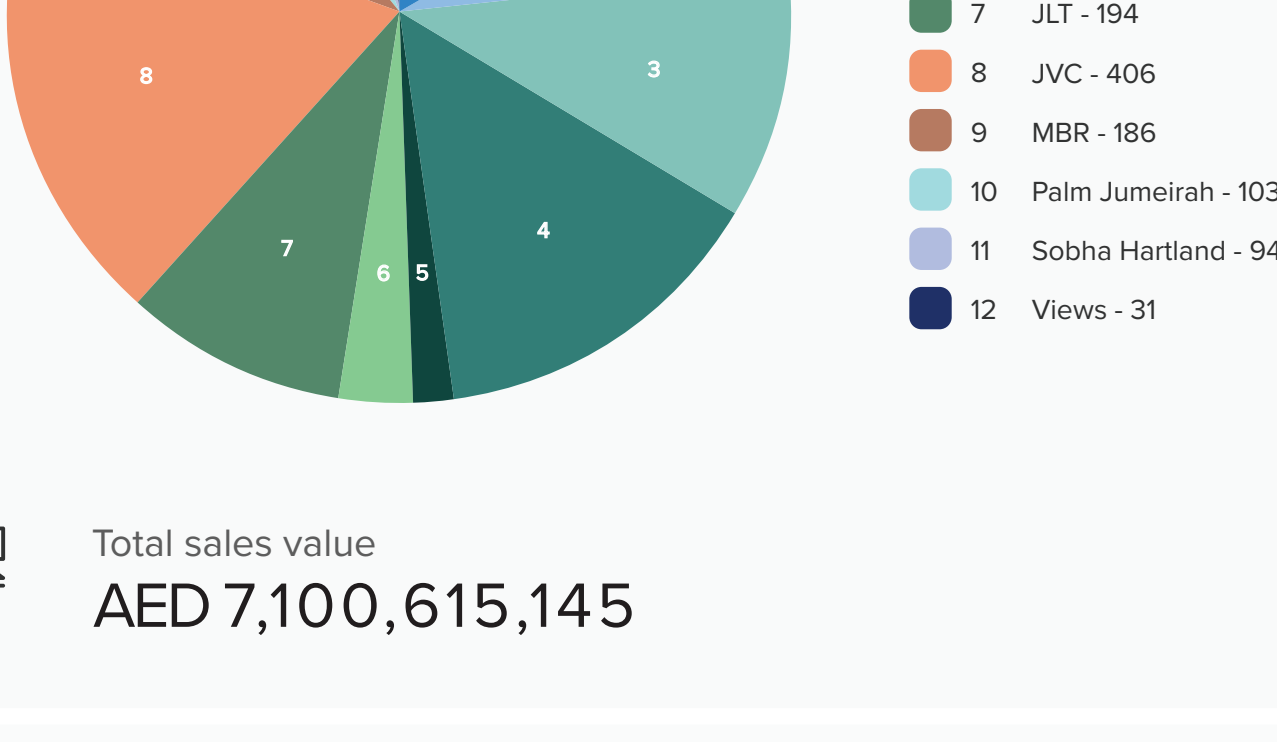
price/sq.ft in Dubai

2022 - 2024



Sale transactions in Dubai

July 2024

Total sales value
AED 7,100,615,145

Hot Properties for Rent

15 Northside, Tower 1, Business Bay

1 1 661 sqft

AED 120,000

UPSIDE Living, Business Bay

1 1 530 sqft

AED 125,000

SLS Dubai Hotel & Residences, Business Bay

1 2 1,164 sqft

AED 165,000

DAMAC Towers by Paramount, Business Bay

2 2 1,777 sqft

AED 180,000

15 Northside, Tower 1, Business Bay

2 2 1,115 sqft

AED 200,000

Rentals in Dubai

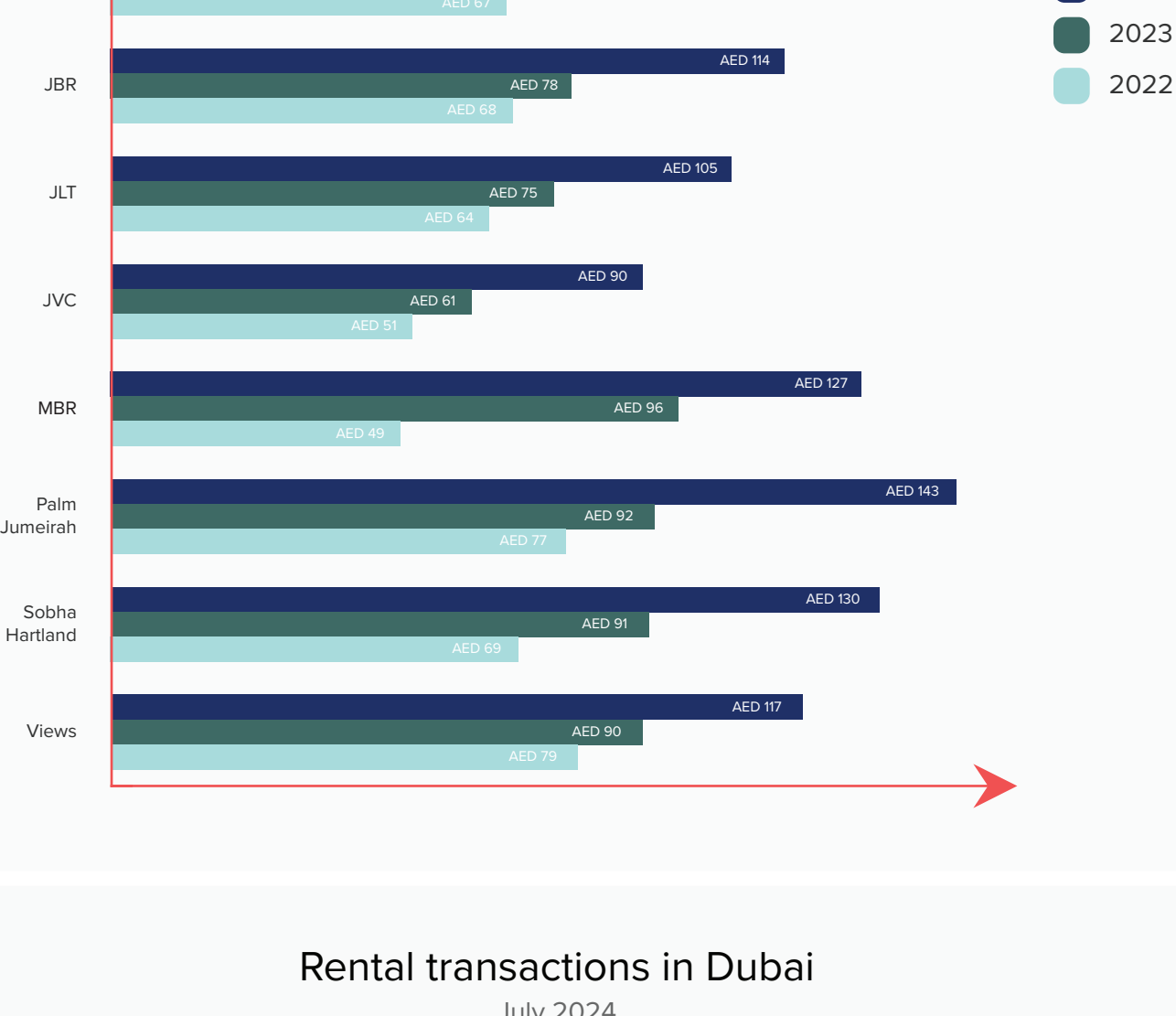
Average price (AED) 2024

	Studio	1 Bed	2 Bed	3 Bed	4 Bed	5 Bed	6 Bed
Business Bay	69,027	94,778	139,892	196,449	387,461	-	-
Creek	-	94,660	146,068	212,681	421,277	-	-
Downtown	77,215	120,868	188,769	288,102	612,308	270,000 2 Transactions	-
Dubai Marina	70,108	96,659	149,132	221,104	345,606	430,833	-
Greens	55,989	86,173	130,874	181,779	230,000	-	-
JBR	83,840	118,158	161,186	206,146	362,881	1,250,000	-
JLT	59,143	83,731	122,757	173,398	139,300	681,667	-
JVC	45,784	66,096	99,375	132,947	164,000	-	-
MBR	45,391	84,041	142,853	166,651	-	550,000	-
Palm Jumeirah	105,773	161,776	238,794	385,587	935,586	828,029	-
Sobha Hartland	61,869	90,246	142,041	277,971	394,167	-	-
Views	69,240	103,314	150,312	205,322	234,500 2 Transactions	-	-

Rentals Increase/decrease of

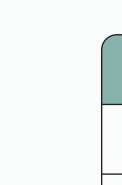
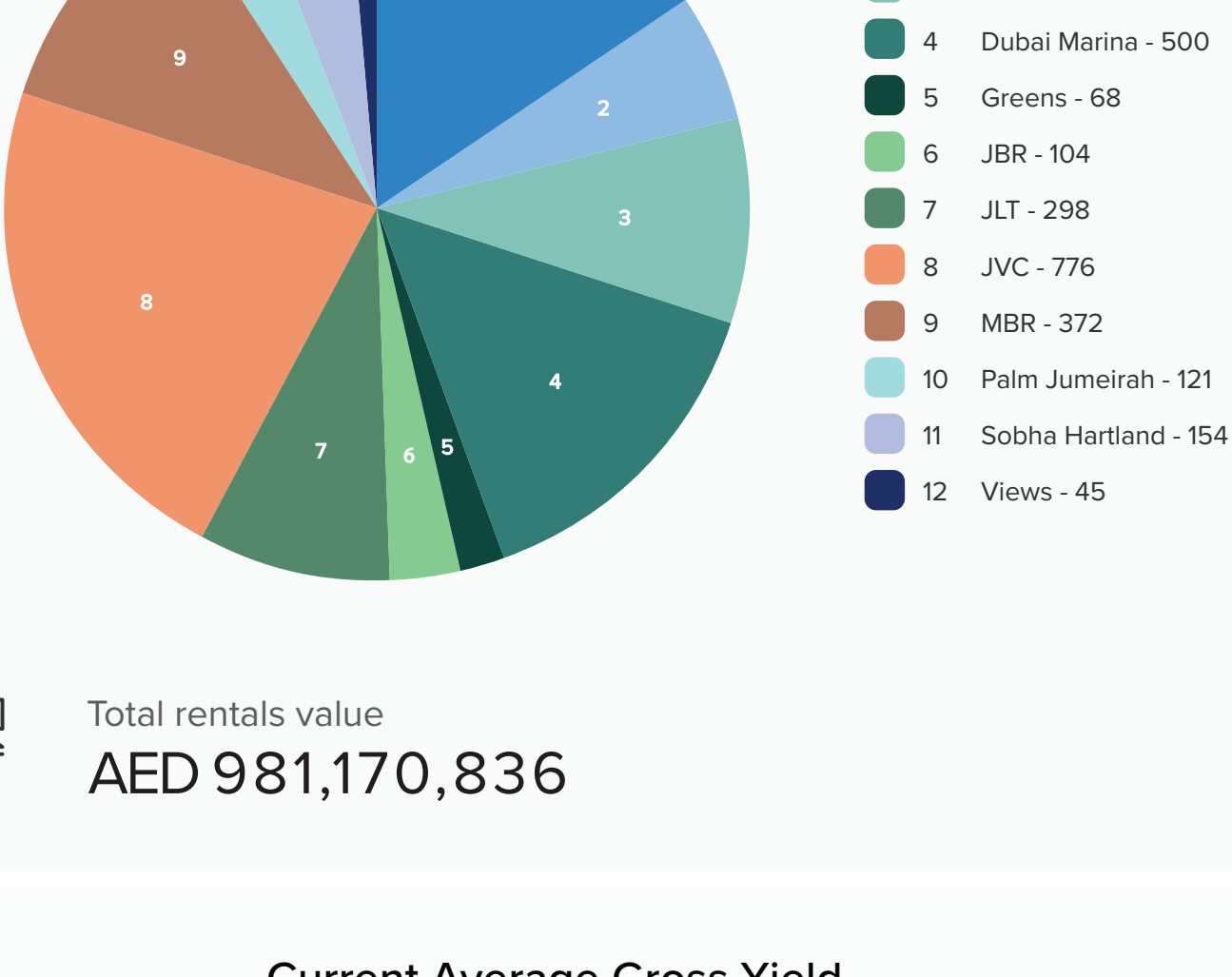
price/sq.ft in Dubai

2022 - 2024



Rental transactions in Dubai

July 2024

Total rentals value
AED 981,170,836

Current Average Gross Yield

July 2024

Community	Community Type	Avg. Gross Yield
JLT	Apartment	8.52 %
MBR	Apartment	7.07 %
JVC	Apartment	7.06 %
Downtown	Apartment	6.18 %
Emirates Living (Greens, Views)	Apartment	6.06 %
Business Bay	Apartment	5.50 %
Palm Jumeirah	Apartment	5.30 %
Creek	Apartment	5.22 %
JBR	Apartment	5.20 %

Total Sales & Rentals in Dubai

2024

Sales

	Total Volume	Total Value
JVC	2,572	2,188,567,477
Business Bay	2,409	3,964,503,627
Dubai Marina	1,746	4,102,675,983
Downtown	1,542	5,791,794,535
JLT	1,165	1,506,260,293
MBR	1,023	1,212,840,123
Creek	967	2,405,551,934
Sobha Hartland	748	1,212,840,123
Palm Jumeirah	675	4,980,790,889
JBR	431	1,659,430,583
Greens	217	317,009,296
Views	180	371,572,955

Rentals

	Total Volume	Total Value
JVC	5,507	375,925,618
Business Bay	4,069	434,572,297
Dubai Marina	3,980	524,645,226
Downtown	2,621	449,208,421
JLT	2,089	196,791,328
MBR	2,034	141,853,416
Creek	1,342	186,770,723
Palm Jumeirah	1,015	263,391,739
Sobha Hartland	937	103,428,549
JBR	765	132,396,832
Greens	443	45,984,369
Views	362	46,806,269

*Data source: Property Monitor, as of 1st August 2024 Secondary sales only

Find out the current value of your property
with a free, online valuation in minutes

Get Started Here

www.whiteandcogroup.com